

FRONT ELEVATION

SIZES AND DIMENSIONS ARE APPROXIMATE, ACTUAL MAY VARY.
 NOT INTENDED FOR CONSTRUCTION PURPOSES--VIF ALL DIMENSIONS.

ACTUAL FOOTPRINT NEEDS TO BE VIF



FRONT ELEVATION
SCALE: 1/4" = 1'

SIZES AND DIMENSIONS ARE APPROXIMATE, ACTUAL MAY VARY.
 NOT INTENDED FOR CONSTRUCTION PURPOSES--VIF ALL DIMENSIONS.

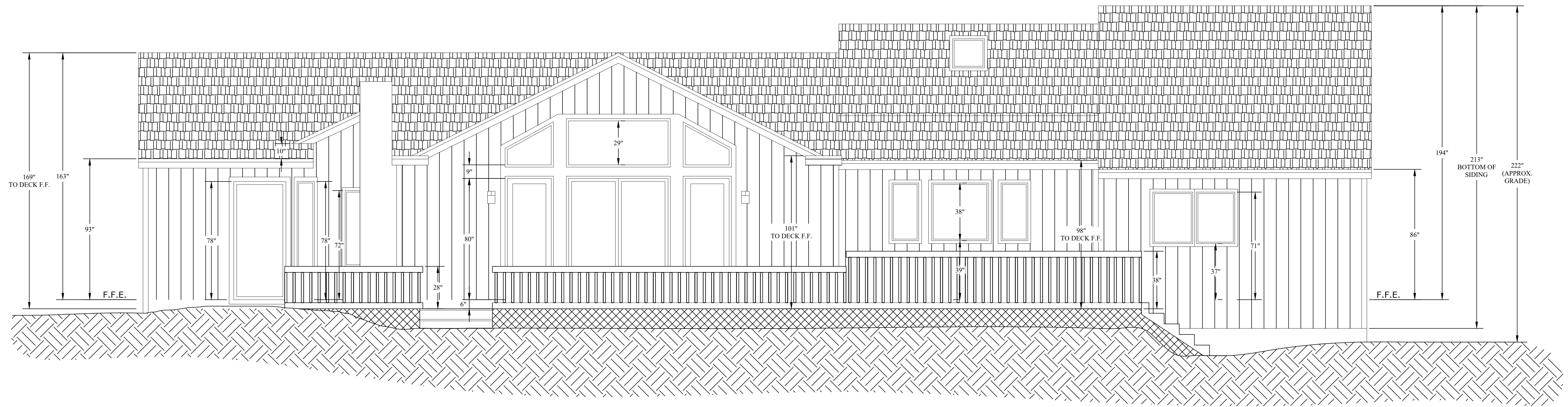
ACTUAL FOOTPRINT NEEDS TO BE VIF



FRONT ELEVATION

SIZES AND DIMENSIONS ARE APPROXIMATE, ACTUAL MAY VARY.
NOT INTENDED FOR CONSTRUCTION PURPOSES--VIF ALL DIMENSIONS.

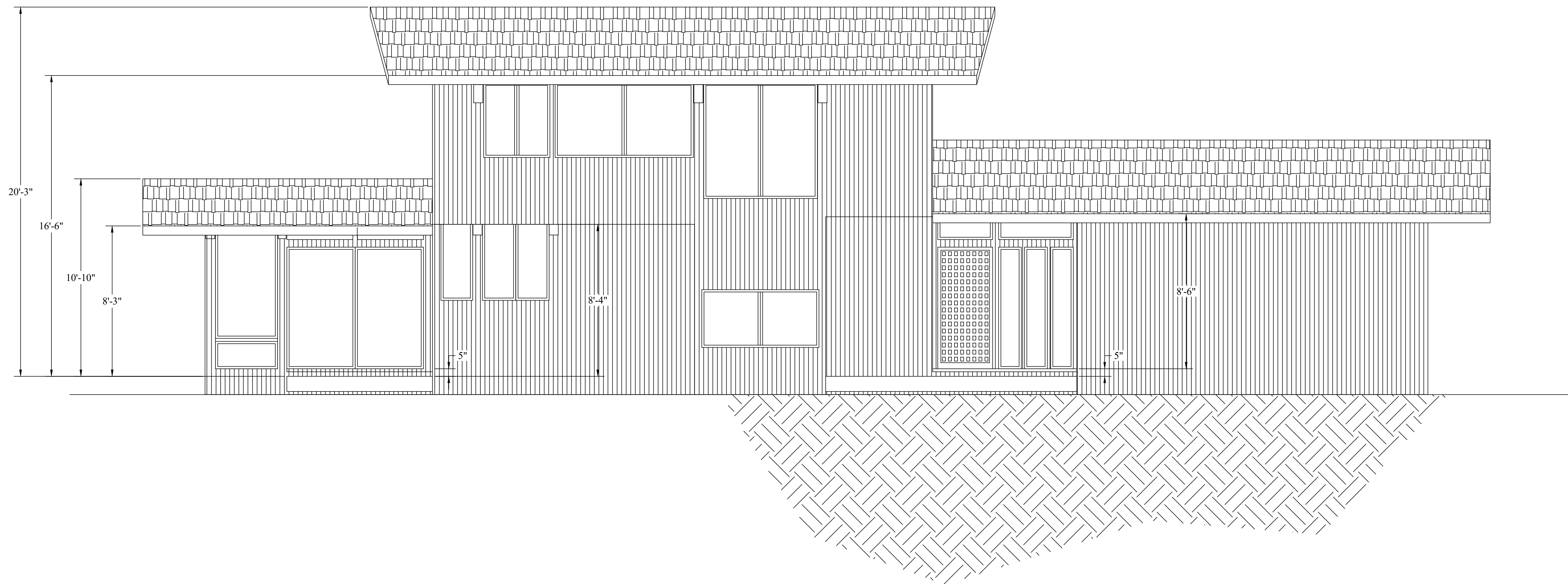
ACTUAL FOOTPRINT NEEDS TO BE VIF



FRONT ELEVATION

SIZES AND DIMENSIONS ARE APPROXIMATE, ACTUAL MAY VARY.
 NOT INTENDED FOR CONSTRUCTION PURPOSES--VIF ALL DIMENSIONS.

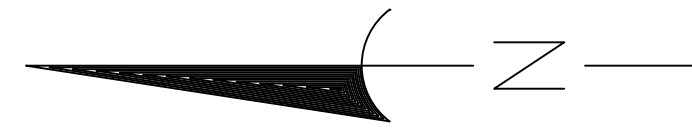
ACTUAL FOOTPRINT NEEDS TO BE VIF



FRONT ELEVATION

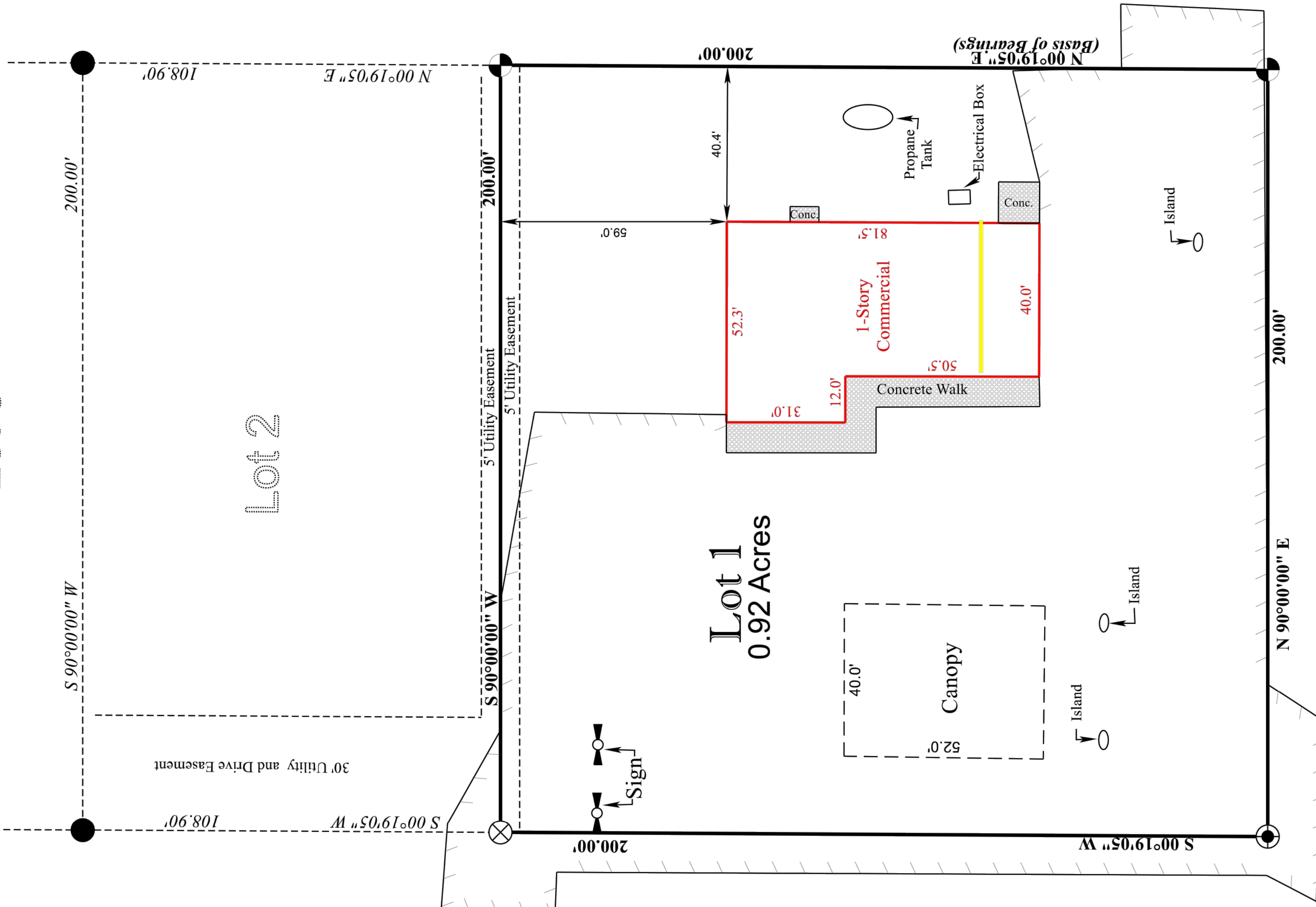
SIZES AND DIMENSIONS ARE APPROXIMATE, ACTUAL MAY VARY.
NOT INTENDED FOR CONSTRUCTION PURPOSES--VIF ALL DIMENSIONS.

ACTUAL FOOTPRINT NEEDS TO BE VIF



70' Right of Way

PINKERTON ROAD



COLORADO STATE HIGHWAY NO. 12

EXISTING AREA VIEW

PINKERTON ROAD

70' Right of Way

PROPOSED PROJECT SCOPE

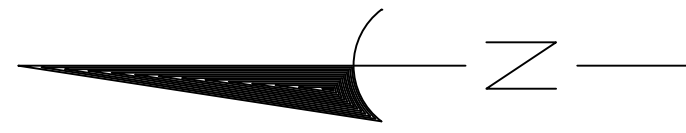
- SELECTED CONTRACTOR WILL POUR TWO CONCRETE FOUNDATIONS:
 (1) 25' X 50'; (1) 20' X 60'.
- CONSTRUCT 3 BUILDINGS:
 (1) - 25' X 50' COVERED BUILDING WITH (2) 16'x7'H GARAGE DOORS AND (3) 8'x7'H GARAGE DOORS.
 (1) - 20' X 20' OFFICE WITH (3) WINDOWS, (1) ENTRY DOOR AND (1) DOOR LEADING TO CAGED IN STORAGE AREA. (2) LED STRIP LIGHTS WILL BE INSTALLED AND (8) ELECTRICAL OUTLETS, (2) PER WALL.
 (1) - 20' X 40' CAGED IN STORAGE AREA WITH (1) ENTRY GATE, (1) 12 FOOT SWING GATE, (2) LED STRIP LIGHTS AND (3) ELECTRICAL OUTLETS.

GENERAL NOTES

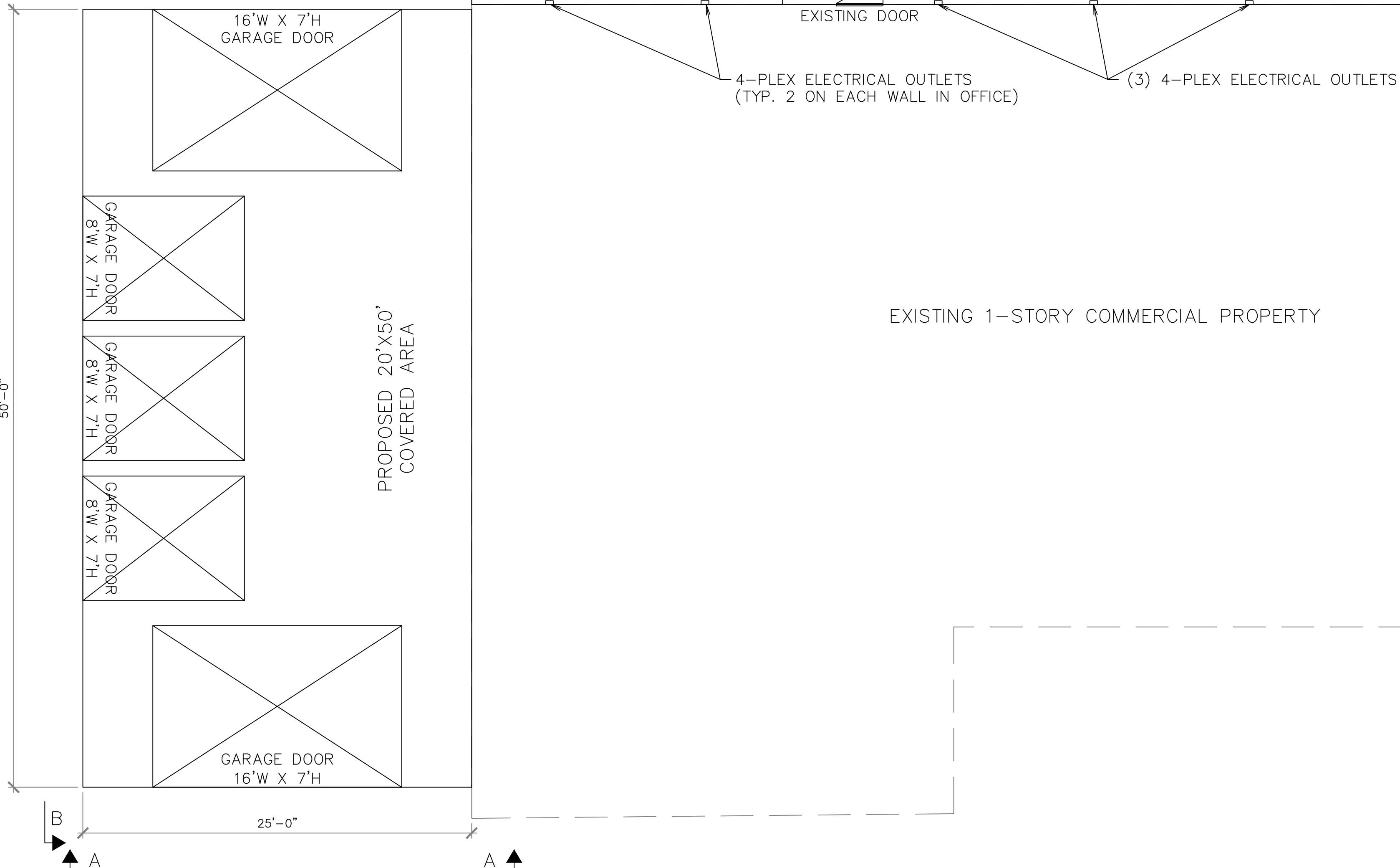
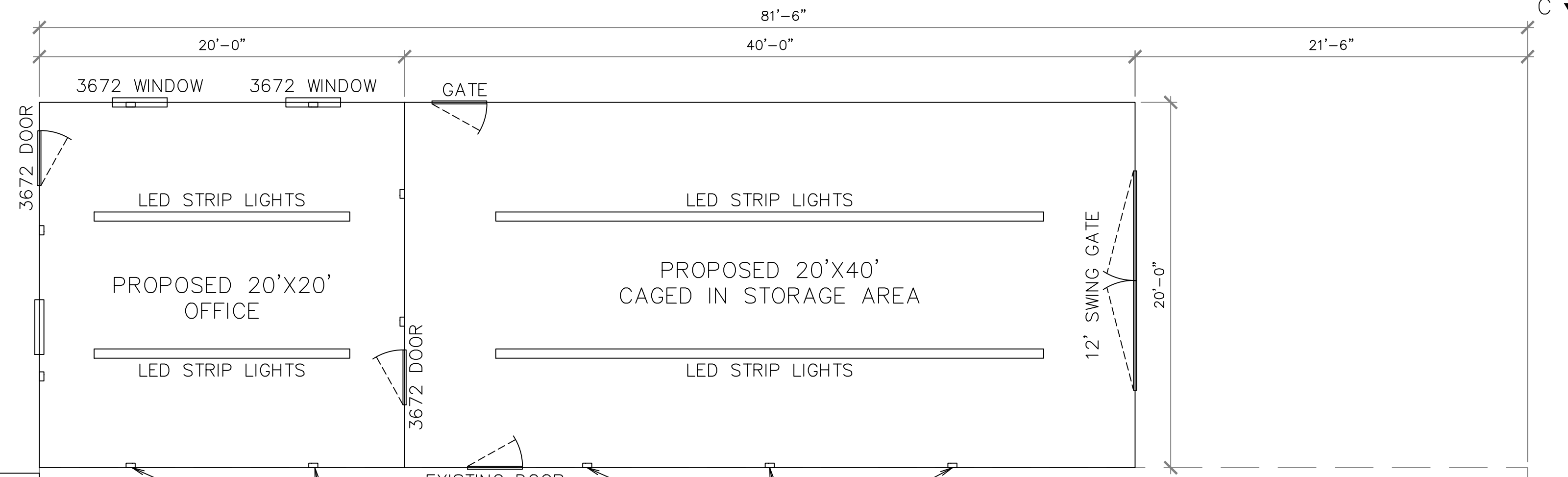
1. ALL WORK SHALL COMPLY WITH AND BE PERFORMED AS PER ALL La Veta, CO LOCAL BUILDING CODES.
2. ALL CONTRACTORS SHALL VISIT THE JOB SITE AND BECOME FAMILIAR WITH THE EXISTING CONDITIONS AND THE EXTENT OF THE WORK BEFORE SUBMITTING A PROPOSAL.
3. ALL CONTRACTORS SHALL VERIFY ALL DIMENSIONS AND CONDITIONS ON THE JOB SITE AND IMMEDIATELY NOTIFY THE CLIENT, DESIGNER OR ENGINEERS OF ANY DISCREPANCIES BEFORE COMMENCING WORK.
4. ALL CONTRACTORS SHALL BE RESPONSIBLE FOR OBTAINING AND SECURING THEIR REQUIRED PERMITS AS DEEMED APPROPRIATE TO THEIR WORK.
5. CONTRACTORS TO INSTALL ALL FINISH MATERIALS AS PER MANUFACTURERS SPECIFICATIONS AND LOCAL CODES.
6. THE GENERAL CONTRACTOR SHALL BE RESPONSIBLE FOR ALL LOCAL BUILDING DEPARTMENT FILING, PERMITS, APPROVALS, ETC.
7. ALL EQUIPMENT AND MATERIALS PROVIDED SHALL BE NEW AND IN CONFORMANCE WITH APPLICABLE PROVISIONS OF NEMA, ANSI, U.L., ETC.
8. THE DRAWINGS ARE DIAGRAMMATIC AND INDICATE GENERAL LAYOUTS ONLY. FIELD VERIFICATIONS OF DIMENSIONS IS DIRECTED.

ROBERT SMITH
 200 N MAIN ST
 LA VETA, CO 81055

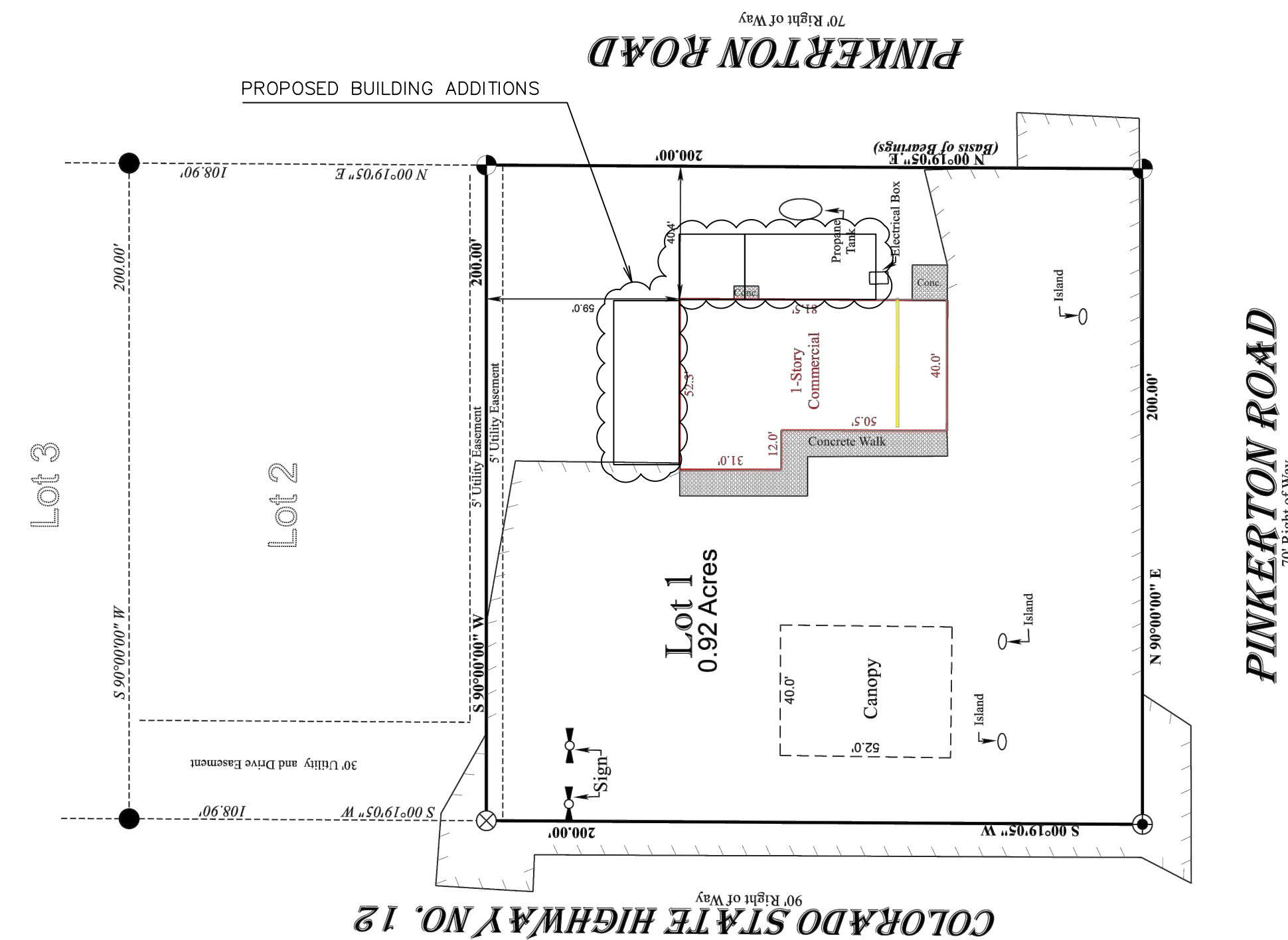
(3) BUILDING ADDITION PROPOSAL
 EXISTING AREA VIEW



B
C



PROPOSED PLAN VIEW
SCALE: 3/16"=1'-0"



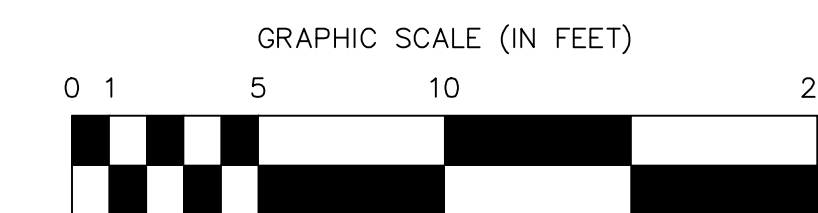
KEY PLAN

PROPOSED PROJECT SCOPE

- SELECTED CONTRACTOR WILL POUR TWO CONCRETE FOUNDATIONS:
(1) 25' X 50'; (1) 20' X 60'.
- CONSTRUCT 3 BUILDINGS:
(1) - 25' X 50' COVERED BUILDING WITH (2) 16'X7'H GARAGE DOORS AND (3) 8'X7'H GARAGE DOORS.
(1) - 20' X 20' OFFICE WITH (3) WINDOWS, (1) ENTRY DOOR AND (1) DOOR LEADING TO CAGED IN STORAGE AREA. (2) LED STRIP LIGHTS WILL BE INSTALLED AND (8) ELECTRICAL OUTLETS, (2) PER WALL.
(1) - 20' X 40' CAGED IN STORAGE AREA WITH (1) ENTRY GATE, (1) 12 FOOT SWING GATE, (2) LED STRIP LIGHTS AND (3) ELECTRICAL OUTLETS.

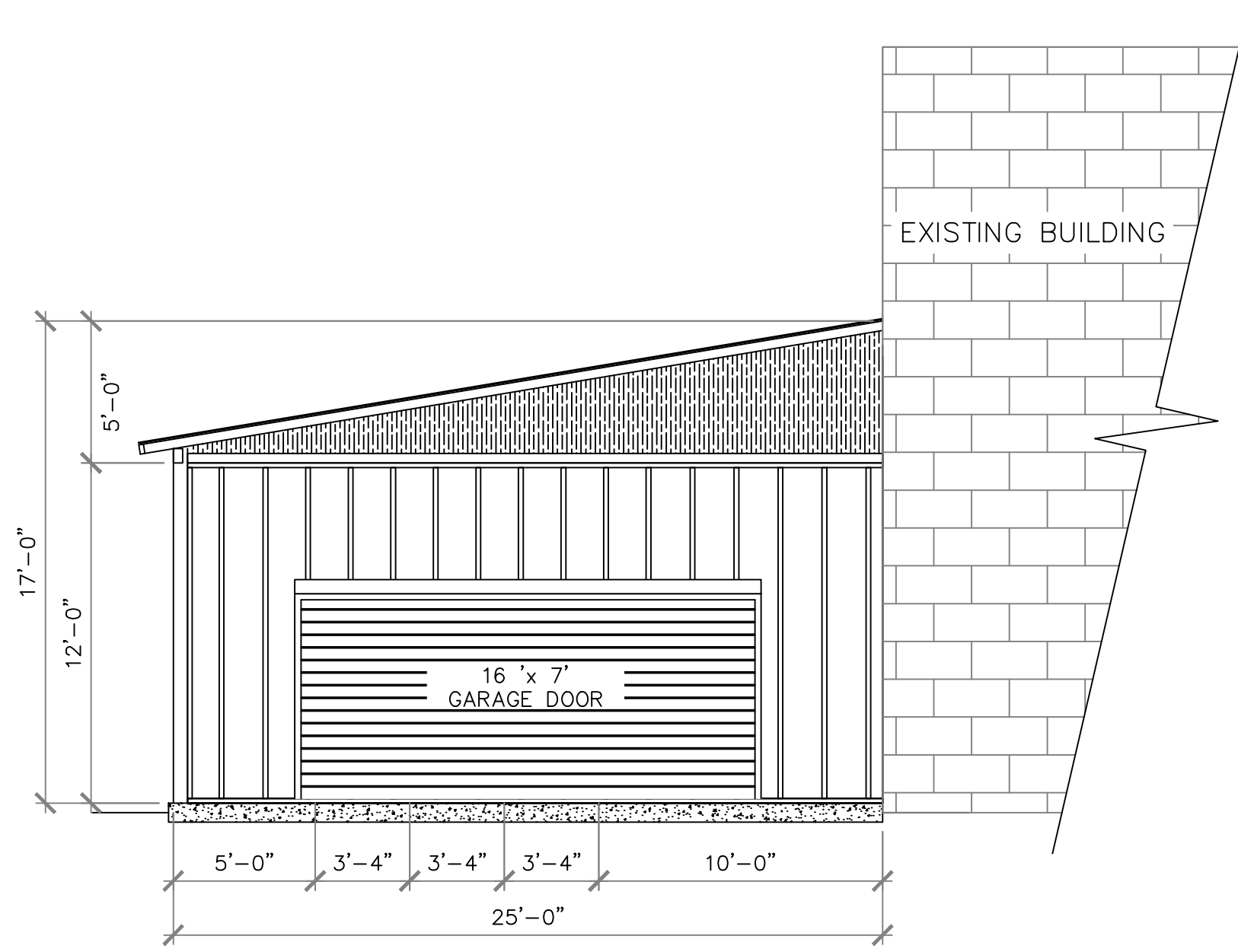
GENERAL NOTES

1. ALL WORK SHALL COMPLY WITH AND BE PERFORMED AS PER ALL LA VETA, CO LOCAL BUILDING CODES.
2. ALL CONTRACTORS SHALL VISIT THE JOB SITE AND BECOME FAMILIAR WITH THE EXISTING CONDITIONS AND THE EXTENT OF THE WORK BEFORE SUBMITTING A PROPOSAL.
3. ALL CONTRACTORS SHALL VERIFY ALL DIMENSIONS AND CONDITIONS ON THE JOB SITE AND IMMEDIATELY NOTIFY THE CLIENT, DESIGNER OR ENGINEERS OF ANY DISCREPANCIES BEFORE COMMENCING WORK.
4. ALL CONTRACTORS SHALL BE RESPONSIBLE FOR OBTAINING AND SECURING THEIR REQUIRED PERMITS AS DEEMED APPROPRIATE TO THEIR WORK.
5. CONTRACTORS TO INSTALL ALL FINISH MATERIALS AS PER MANUFACTURERS SPECIFICATIONS AND LOCAL CODES.
6. THE GENERAL CONTRACTOR SHALL BE RESPONSIBLE FOR ALL LOCAL BUILDING DEPARTMENT FILING, PERMITS, APPROVALS, ETC.
7. ALL EQUIPMENT AND MATERIALS PROVIDED SHALL BE NEW AND IN CONFORMANCE WITH APPLICABLE PROVISIONS OF NEMA, ANSI, U.L., ETC.
8. THE DRAWINGS ARE DIAGRAMMATIC AND INDICATE GENERAL LAYOUTS ONLY. FIELD VERIFICATIONS OF DIMENSIONS IS DIRECTED.

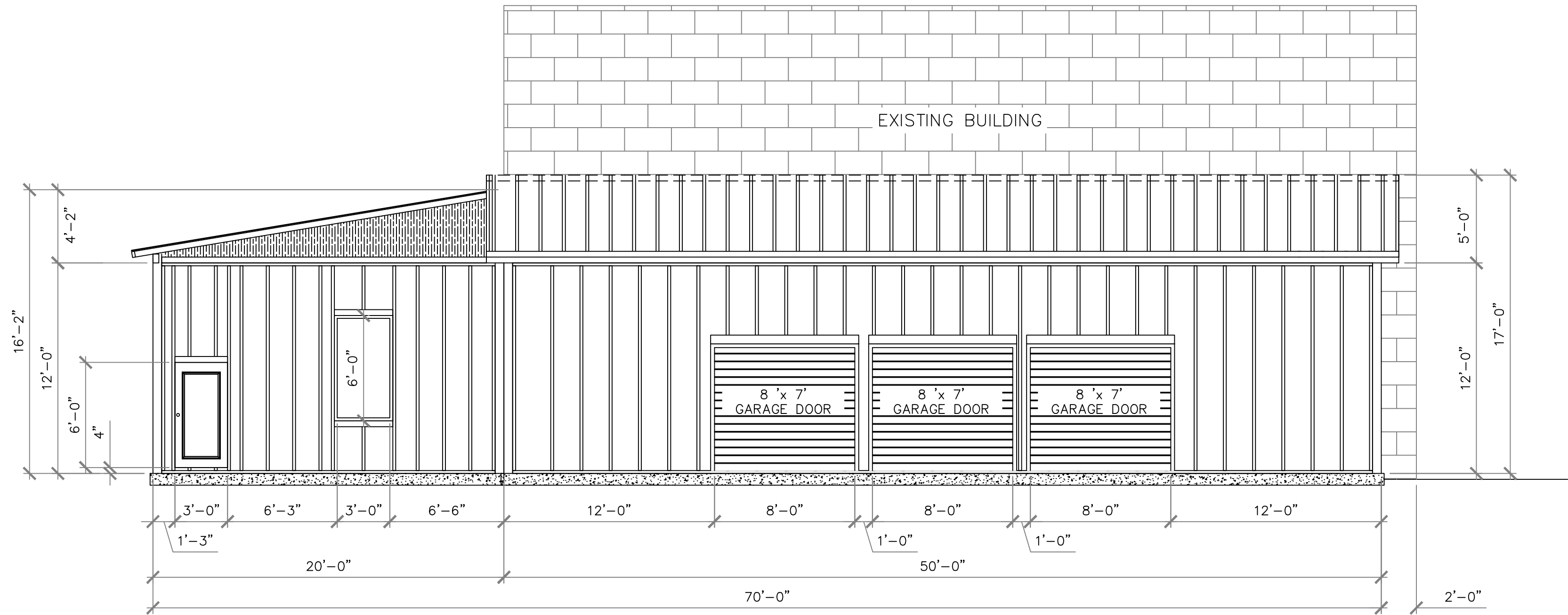


ROBERT SMITH
200 N MAIN ST
LA VETA, CO 81055

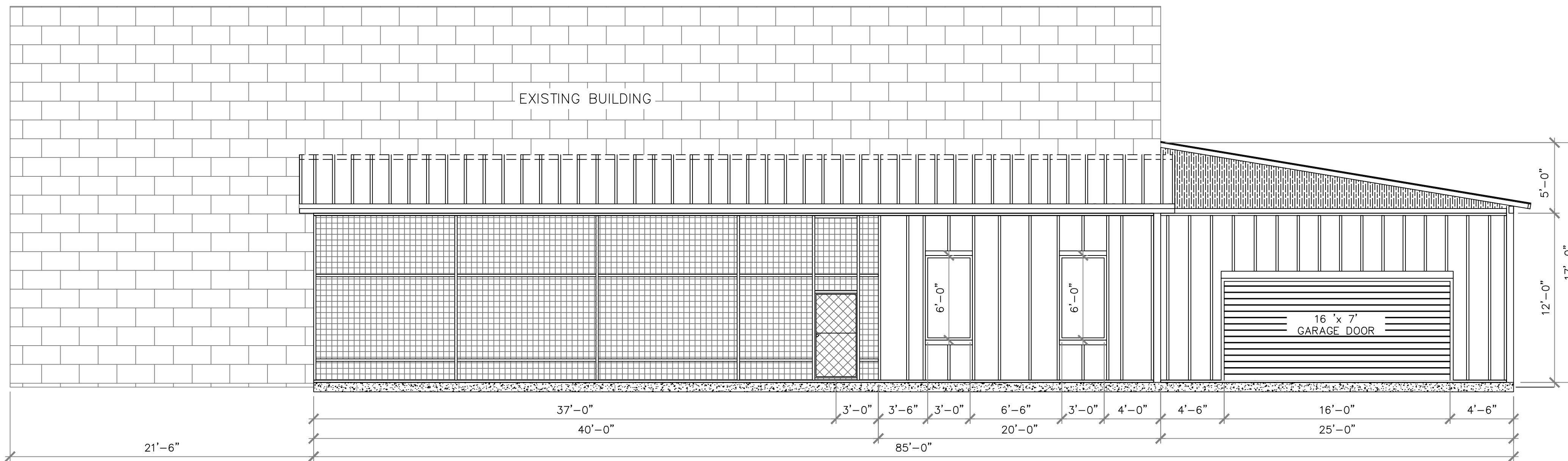
(3) BUILDING ADDITION PROPOSAL
PROPOSED PLAN VIEW



SECTION A-A
LOOKING EAST
SCALE: 3/16"=1'-0"



SECTION B-B
LOOKING SOUTH
SCALE: 3/16"=1'-0"



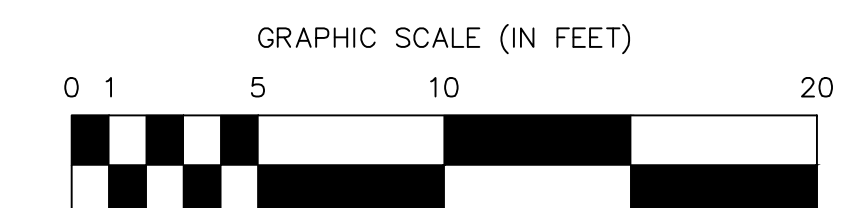
SECTION C-C
LOOKING WEST
SCALE: 3/16"=1'-0"

PROPOSED PROJECT SCOPE

- SELECTED CONTRACTOR WILL POUR TWO CONCRETE FOUNDATIONS:
(1) 25' X 50'; (1) 20' X 60'.
- CONSTRUCT 3 BUILDINGS:
(1) - 25' X 50' COVERED BUILDING WITH (2) 16'Wx7'H GARAGE DOORS AND (3) 8'Wx7'H GARAGE DOORS.
(1) - 20' X 20' OFFICE WITH (3) WINDOWS, (1) ENTRY DOOR AND (1) DOOR LEADING TO CAGED IN STORAGE AREA. (2) LED STRIP LIGHTS WILL BE INSTALLED AND (8) ELECTRICAL OUTLETS, (2) PER WALL.
(1) - 20' X 40' CAGED IN STORAGE AREA WITH (1) ENTRY GATE, (1) 12 FOOT SWING GATE, (2) LED STRIP LIGHTS AND (3) ELECTRICAL OUTLETS.

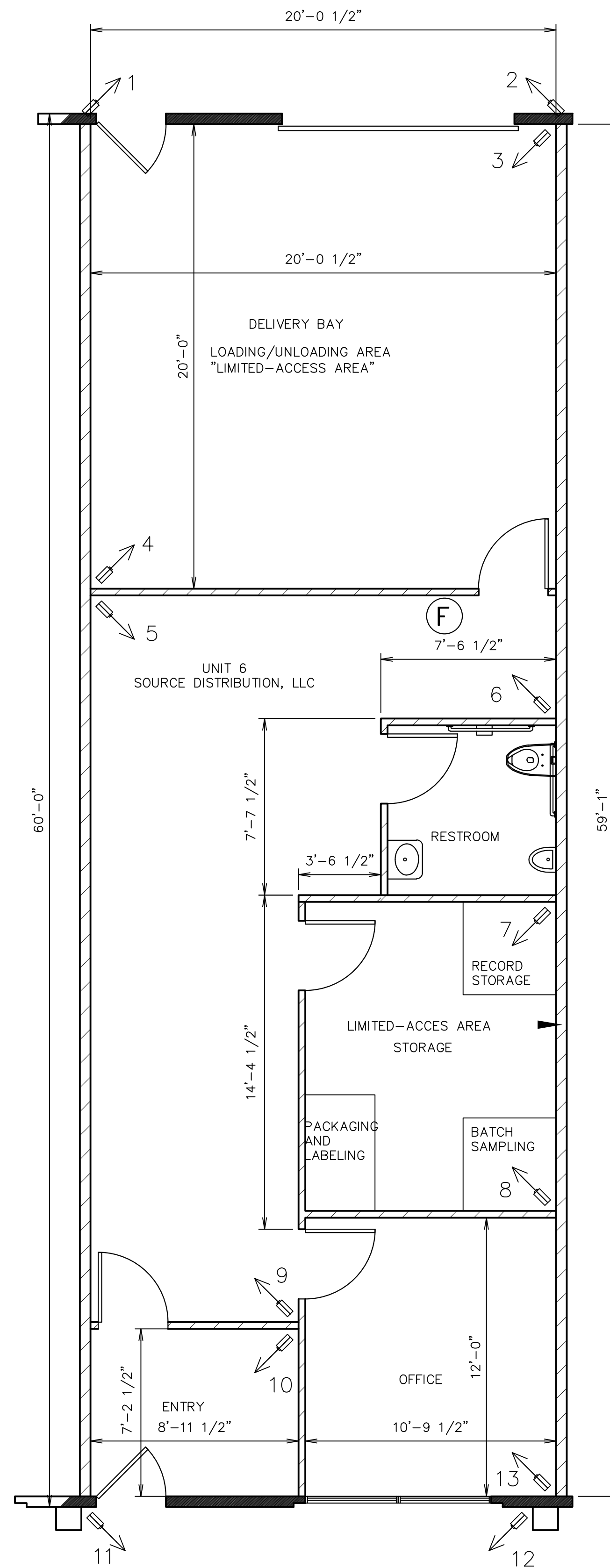
GENERAL NOTES

1. ALL WORK SHALL COMPLY WITH AND BE PERFORMED AS PER ALL La Veta, CO LOCAL BUILDING CODES.
2. ALL CONTRACTORS SHALL VISIT THE JOB SITE AND BECOME FAMILIAR WITH THE EXISTING CONDITIONS AND THE EXTENT OF THE WORK BEFORE SUBMITTING A PROPOSAL.
3. ALL CONTRACTORS SHALL VERIFY ALL DIMENSIONS AND CONDITIONS ON THE JOB SITE AND IMMEDIATELY NOTIFY THE CLIENT, DESIGNER OR ENGINEERS OF ANY DISCREPANCIES BEFORE COMMENCING WORK.
4. ALL CONTRACTORS SHALL BE RESPONSIBLE FOR OBTAINING AND SECURING THEIR REQUIRED PERMITS AS DEEMED APPROPRIATE TO THEIR WORK.
5. CONTRACTORS TO INSTALL ALL FINISH MATERIALS AS PER MANUFACTURERS SPECIFICATIONS AND LOCAL CODES.
6. THE GENERAL CONTRACTOR SHALL BE RESPONSIBLE FOR ALL LOCAL BUILDING DEPARTMENT FILING, PERMITS, APPROVALS, ETC.
7. ALL EQUIPMENT AND MATERIALS PROVIDED SHALL BE NEW AND IN CONFORMANCE WITH APPLICABLE PROVISIONS OF NEMA, ANSI, U.L., ETC.
8. THE DRAWINGS ARE DIAGRAMMATIC AND INDICATE GENERAL LAYOUTS ONLY. FIELD VERIFICATIONS OF DIMENSIONS IS DIRECTED.



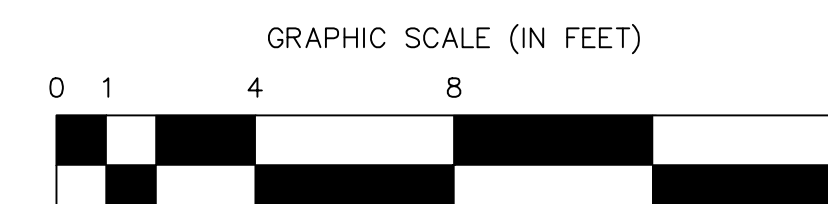
ROBERT SMITH
200 N MAIN ST
LA VETA, CO 81055

(3) BUILDING ADDITION PROPOSAL
PROPOSED ELEVATION VIEWS




LEGEND

← SECURITY CAMERA



CLIENT NAME		
SOURCE DISTRIBUTIONS LLC		
SOURCE DISTRIBUTIONS LLC		
DATE 09 JUNE 2021	SCALE 1/4"=1'-0"	SHEET 1 of 1



FRONT ELEVATION

SIZES AND DIMENSIONS ARE APPROXIMATE, ACTUAL MAY VARY.
 NOT INTENDED FOR CONSTRUCTION PURPOSES--VIF ALL DIMENSIONS.

ACTUAL FOOTPRINT NEEDS TO BE VIF



A ELEVATION A-A
 1/4" = 1'

GROSS INTERNAL AREA
 BASEMENT: 795 sq. ft, FLOOR 1: 1722 sq. ft
 FLOOR 2: 1186 sq. ft, ATTIC: 730 sq. ft
 TOTAL: 4433 sq. ft

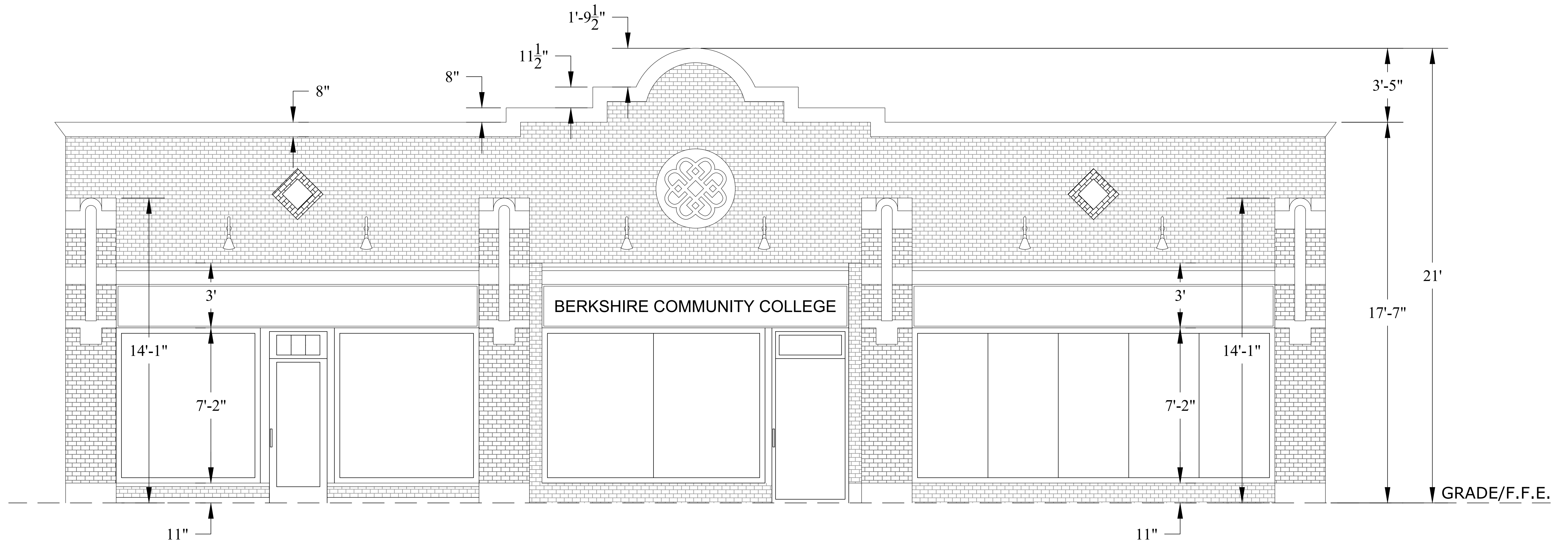
SIZES AND DIMENSIONS ARE APPROXIMATE, ACTUAL MAY VARY.
 NOT INTENDED FOR CONSTRUCTION PURPOSES--VIF ALL DIMENSIONS.

ACTUAL FOOTPRINT NEEDS TO BE VIF



FRONT ELEVATION

SIZES AND DIMENSIONS ARE APPROXIMATE, ACTUAL MAY VARY.
 NOT INTENDED FOR CONSTRUCTION PURPOSES--VIF ALL DIMENSIONS.
 SINCE WE ONLY SCAN INTERIORS, EXTERIOR WALLS ARE REPRESENTATIVE,
 INCLUDING ANY BASEMENT FOUNDATION WALLS.
 ACTUAL FOOTPRINT NEEDS TO BE VIF



FRONT ELEVATION

SIZES AND DIMENSIONS ARE APPROXIMATE, ACTUAL MAY VARY.
 NOT INTENDED FOR CONSTRUCTION PURPOSES--VIF ALL DIMENSIONS.

ACTUAL FOOTPRINT NEEDS TO BE VIF



FRONT ELEVATION

SIZES AND DIMENSIONS ARE APPROXIMATE, ACTUAL MAY VARY.
 NOT INTENDED FOR CONSTRUCTION PURPOSES--VIF ALL DIMENSIONS.

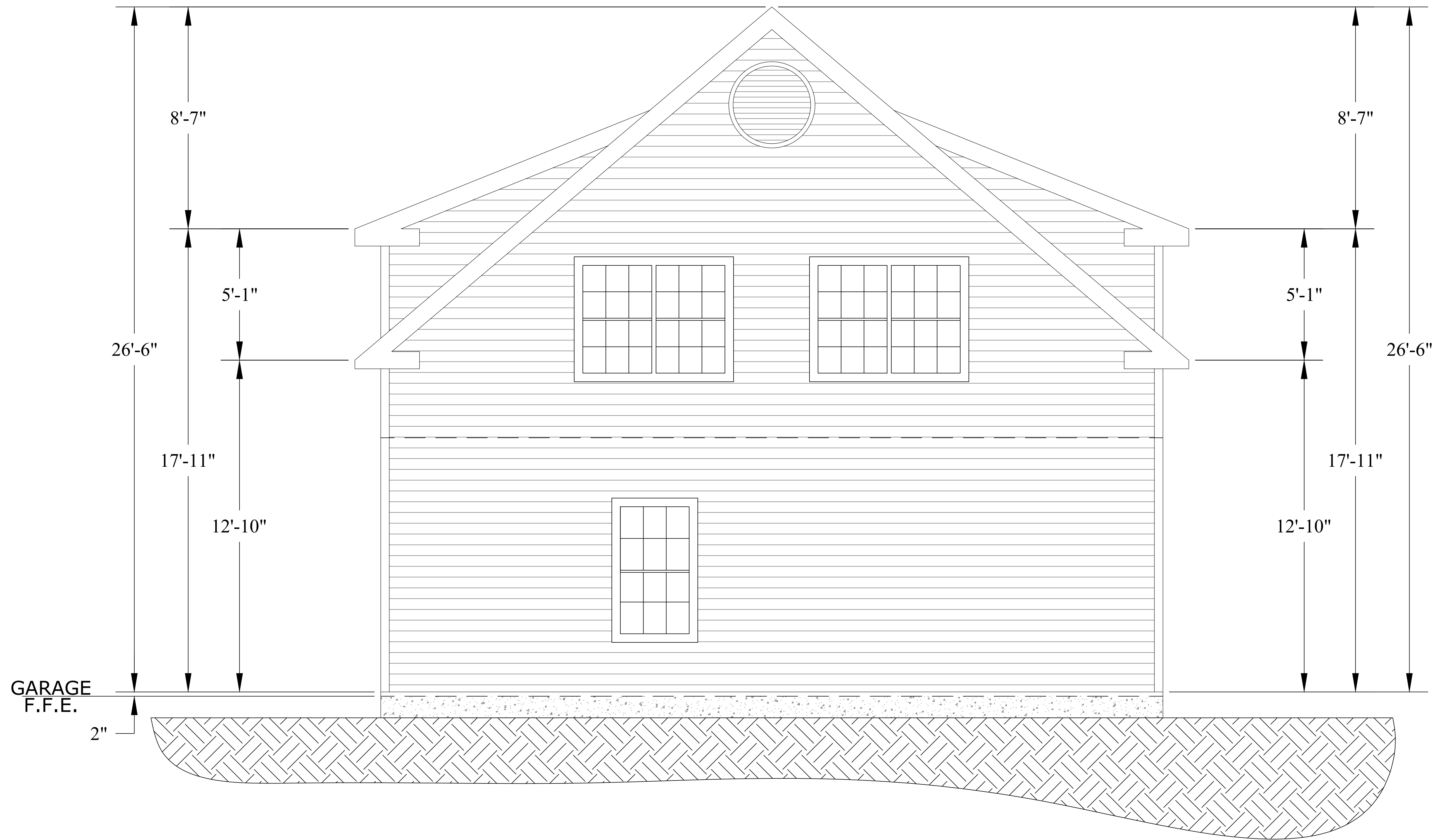
ACTUAL FOOTPRINT NEEDS TO BE VIF



FRONT ELEVATION

SIZES AND DIMENSIONS ARE APPROXIMATE, ACTUAL MAY VARY.
 NOT INTENDED FOR CONSTRUCTION PURPOSES--VIF ALL DIMENSIONS.

ACTUAL FOOTPRINT NEEDS TO BE VIF



RIGHT ELEVATION

SIZES AND DIMENSIONS ARE APPROXIMATE, ACTUAL MAY VARY.
 NOT INTENDED FOR CONSTRUCTION PURPOSES--VIF ALL DIMENSIONS.

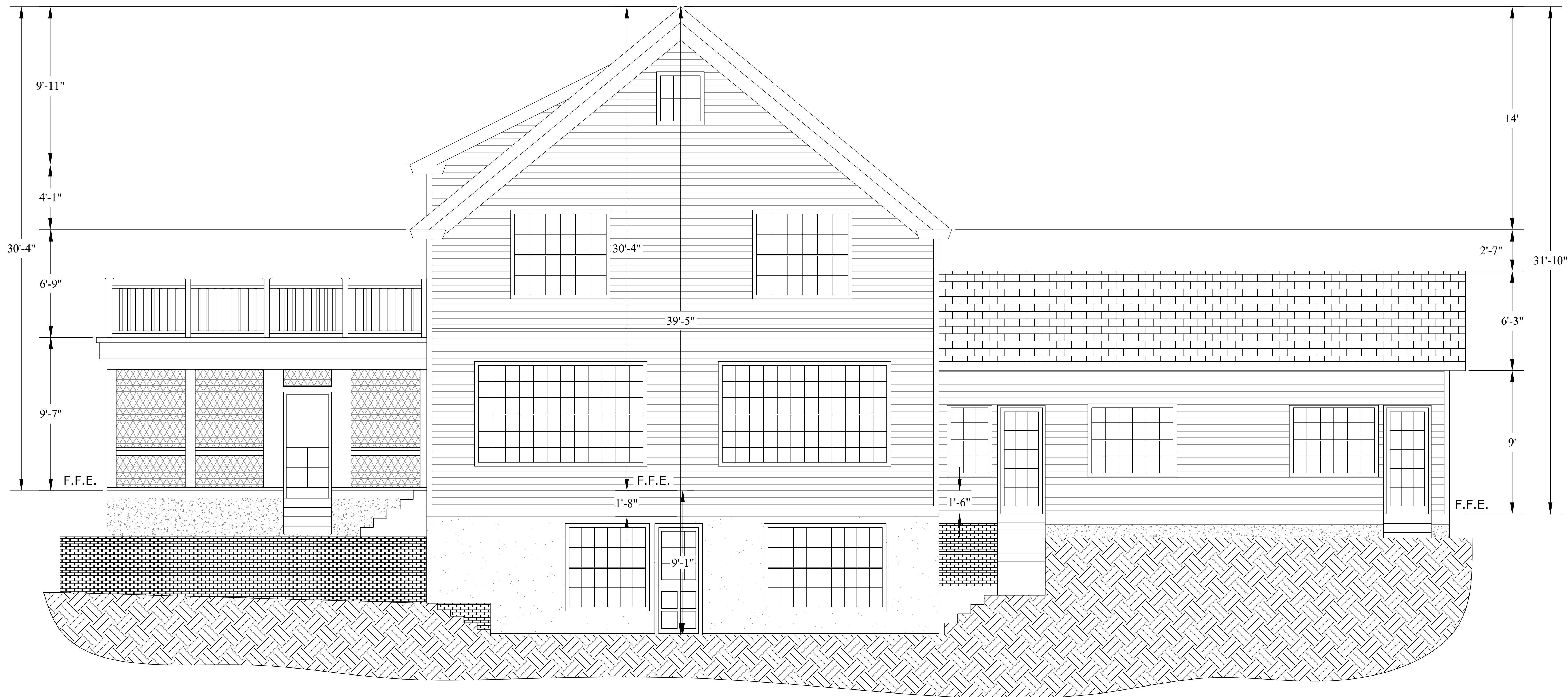
ACTUAL FOOTPRINT NEEDS TO BE VIF



RIGHT ELEVATION

SIZES AND DIMENSIONS ARE APPROXIMATE, ACTUAL MAY VARY.
 NOT INTENDED FOR CONSTRUCTION PURPOSES--VIF ALL DIMENSIONS.

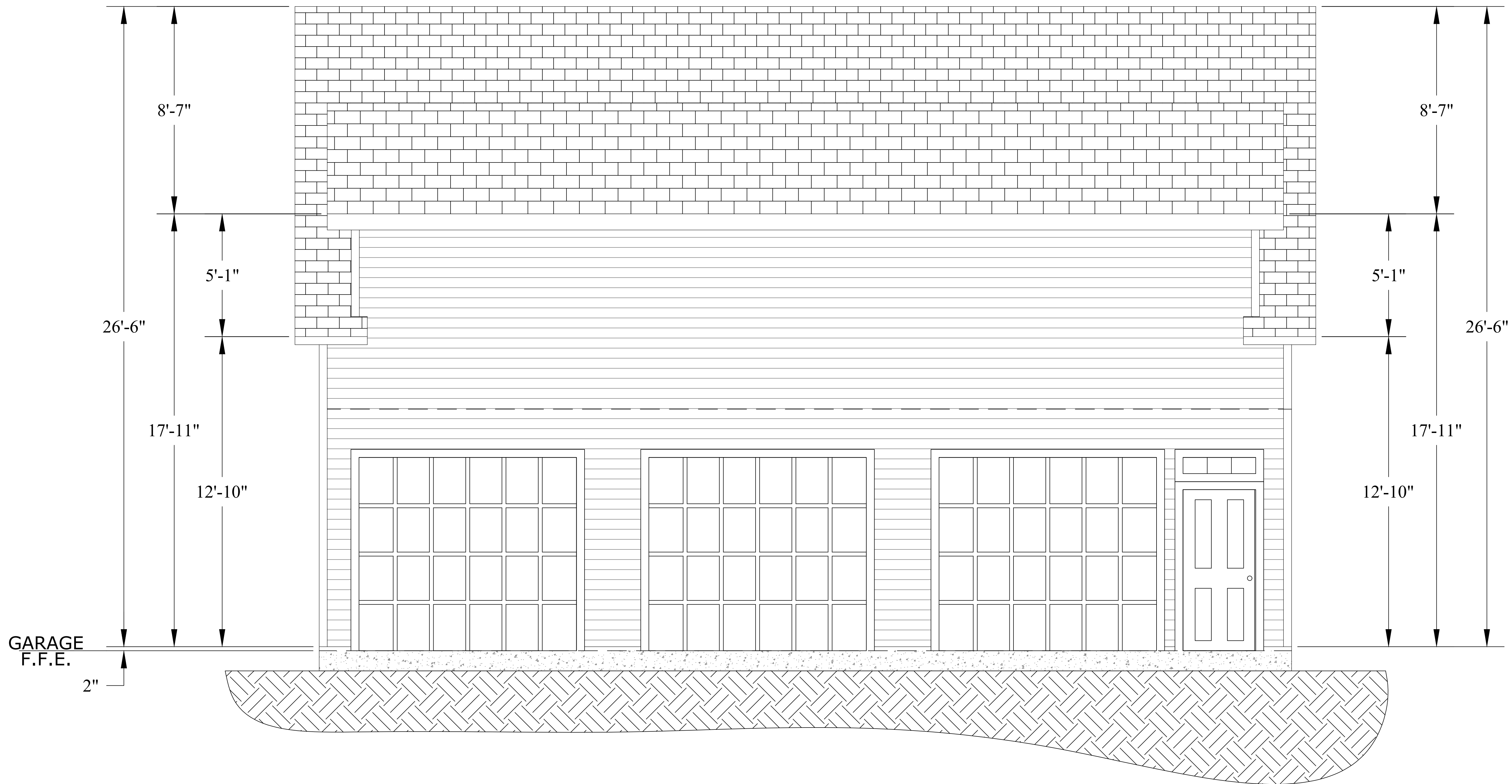
ACTUAL FOOTPRINT NEEDS TO BE VIF



REAR ELEVATION

SIZES AND DIMENSIONS ARE APPROXIMATE, ACTUAL MAY VARY.
 NOT INTENDED FOR CONSTRUCTION PURPOSES--VIF ALL DIMENSIONS.

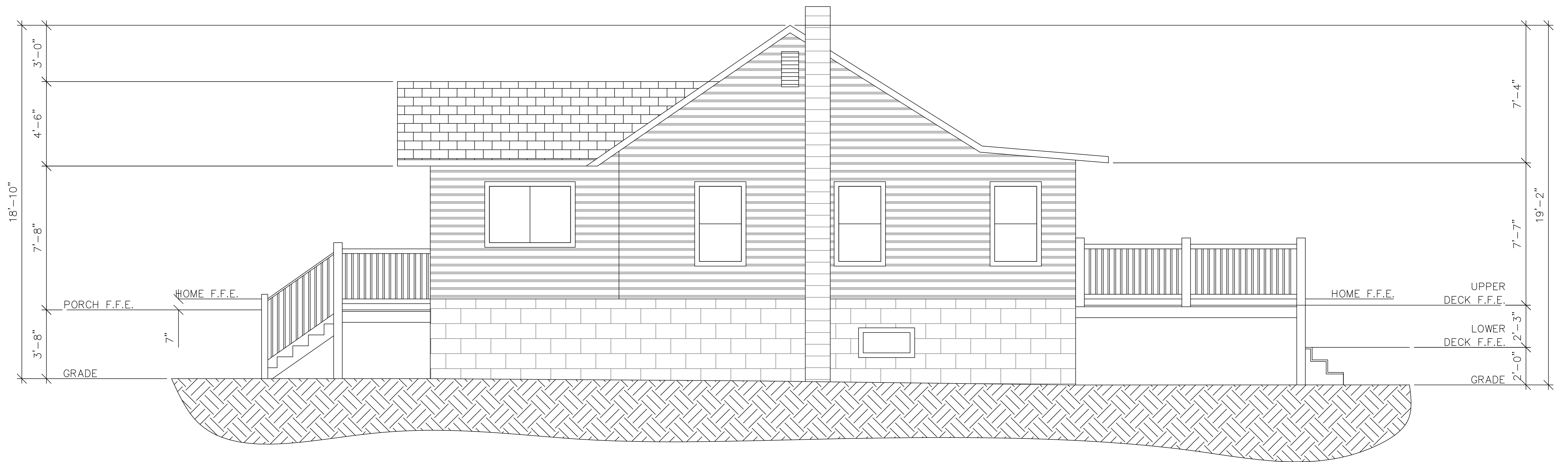
ACTUAL FOOTPRINT NEEDS TO BE VIF



REAR ELEVATION

SIZES AND DIMENSIONS ARE APPROXIMATE, ACTUAL MAY VARY.
 NOT INTENDED FOR CONSTRUCTION PURPOSES--VIF ALL DIMENSIONS.

ACTUAL FOOTPRINT NEEDS TO BE VIF



RIGHT ELEVATION
 SCALE: 1/4" = 1'

SIZES AND DIMENSIONS ARE APPROXIMATE, ACTUAL MAY VARY.
 NOT INTENDED FOR CONSTRUCTION PURPOSES--VIF ALL DIMENSIONS.

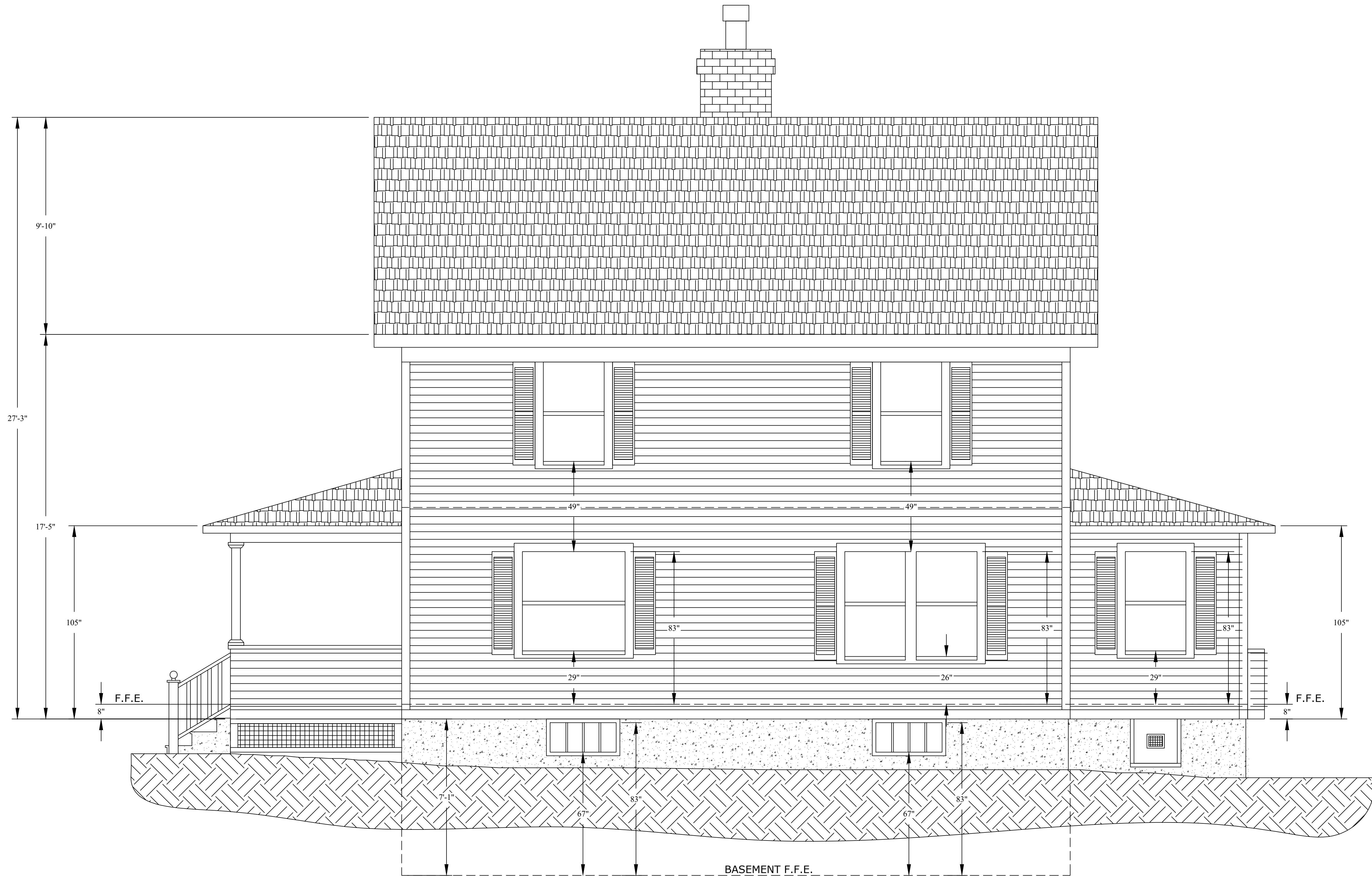
ACTUAL FOOTPRINT NEEDS TO BE VIF



RIGHT ELEVATION

SIZES AND DIMENSIONS ARE APPROXIMATE, ACTUAL MAY VARY.
 NOT INTENDED FOR CONSTRUCTION PURPOSES--VIF ALL DIMENSIONS.

ACTUAL FOOTPRINT NEEDS TO BE VIF



RIGHT ELEVATION

SIZES AND DIMENSIONS ARE APPROXIMATE, ACTUAL MAY VARY.
 NOT INTENDED FOR CONSTRUCTION PURPOSES--VIF ALL DIMENSIONS.

ACTUAL FOOTPRINT NEEDS TO BE VIF



RIGHT ELEVATION

SIZES AND DIMENSIONS ARE APPROXIMATE, ACTUAL MAY VARY.
NOT INTENDED FOR CONSTRUCTION PURPOSES--VIF ALL DIMENSIONS.

ACTUAL FOOTPRINT NEEDS TO BE VIF



RIGHT ELEVATION

SIZES AND DIMENSIONS ARE APPROXIMATE, ACTUAL MAY VARY.
 NOT INTENDED FOR CONSTRUCTION PURPOSES--VIF ALL DIMENSIONS.


ACTUAL FOOTPRINT NEEDS TO BE VIF



B ELEVATION B-B
 1/4" = 1'

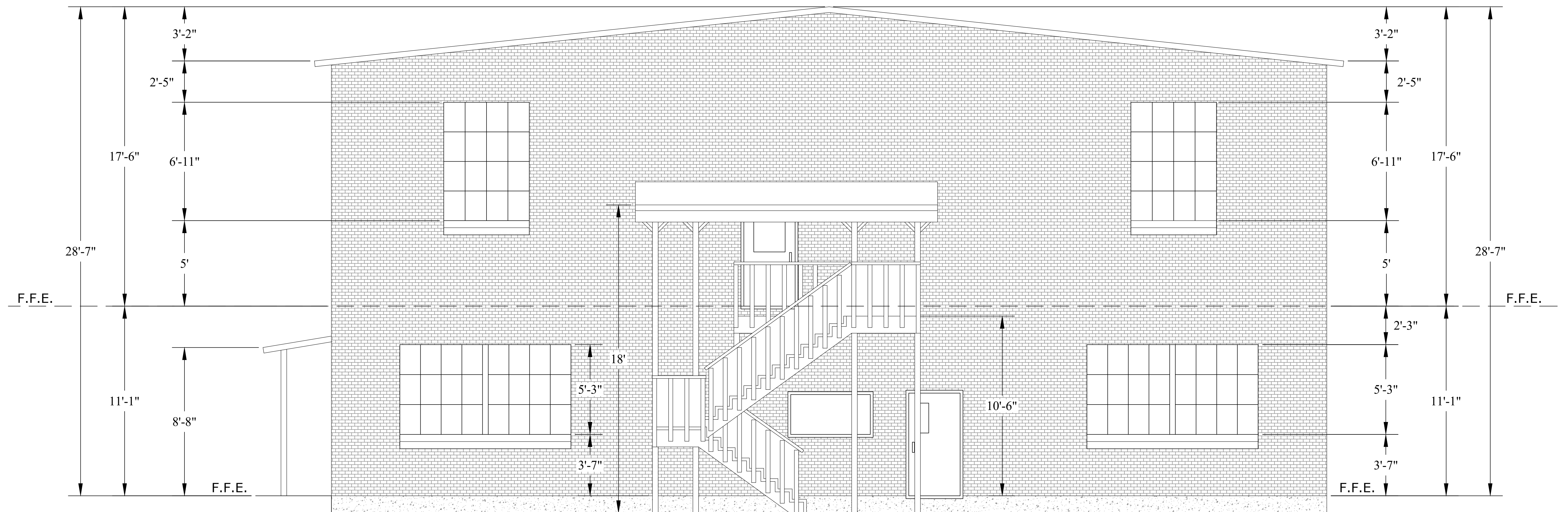
GROSS INTERNAL AREA
 BASEMENT: 795 sq. ft, FLOOR 1: 1722 sq. ft
 FLOOR 2: 1186 sq. ft, ATTIC: 730 sq. ft
 TOTAL: 4433 sq. ft
 SIZES AND DIMENSIONS ARE APPROXIMATE, ACTUAL MAY VARY.
 NOT INTENDED FOR CONSTRUCTION PURPOSES--VIF ALL DIMENSIONS.

ACTUAL FOOTPRINT NEEDS TO BE VIF



RIGHT ELEVATION

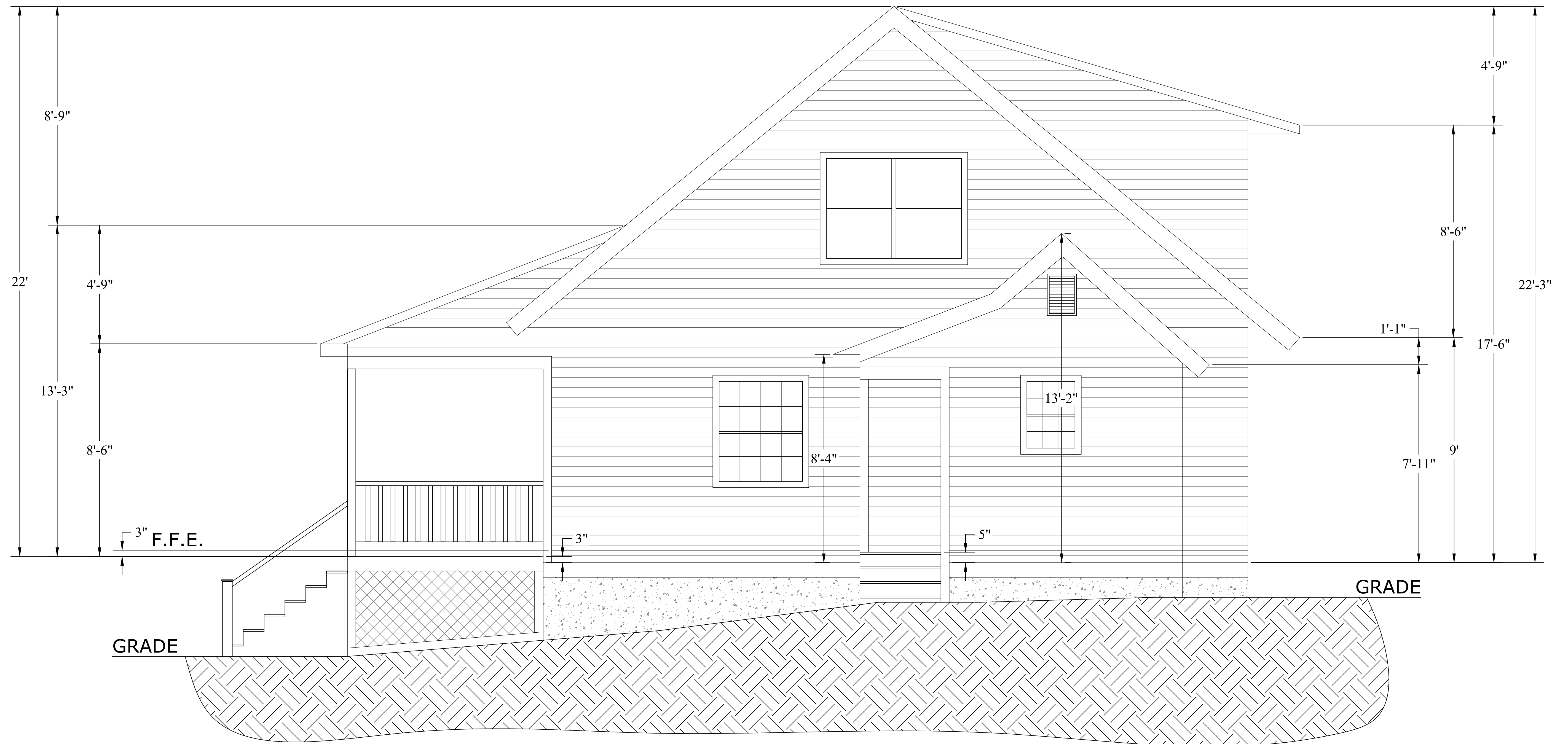
SIZES AND DIMENSIONS ARE APPROXIMATE, ACTUAL MAY VARY.
 NOT INTENDED FOR CONSTRUCTION PURPOSES--VIF ALL DIMENSIONS.
 SINCE WE ONLY SCAN INTERIORS, EXTERIOR WALLS ARE REPRESENTATIVE,
 INCLUDING ANY BASEMENT FOUNDATION WALLS.
 ACTUAL FOOTPRINT NEEDS TO BE VIF



REAR ELEVATION

SIZES AND DIMENSIONS ARE APPROXIMATE, ACTUAL MAY VARY.
 NOT INTENDED FOR CONSTRUCTION PURPOSES--VIF ALL DIMENSIONS.

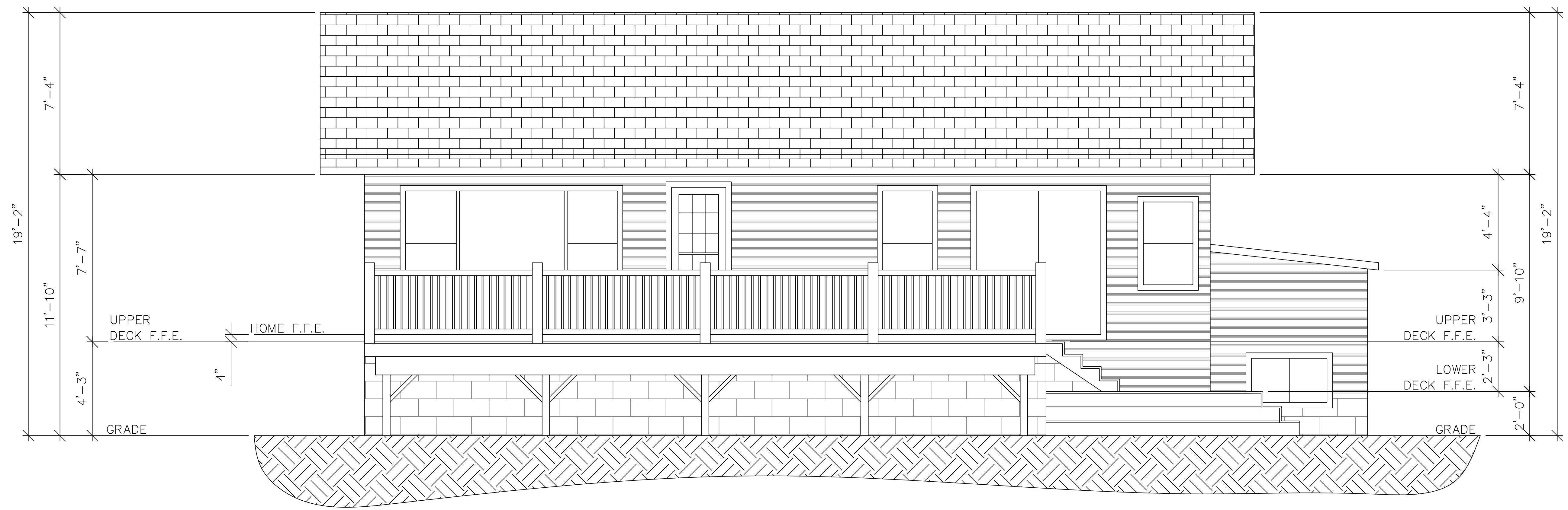
ACTUAL FOOTPRINT NEEDS TO BE VIF



RIGHT ELEVATION

SIZES AND DIMENSIONS ARE APPROXIMATE, ACTUAL MAY VARY.
 NOT INTENDED FOR CONSTRUCTION PURPOSES--VIF ALL DIMENSIONS.

ACTUAL FOOTPRINT NEEDS TO BE VIF



REAR ELEVATION
SCALE: 1/4" = 1'

SIZES AND DIMENSIONS ARE APPROXIMATE, ACTUAL MAY VARY.
NOT INTENDED FOR CONSTRUCTION PURPOSES--VIF ALL DIMENSIONS.

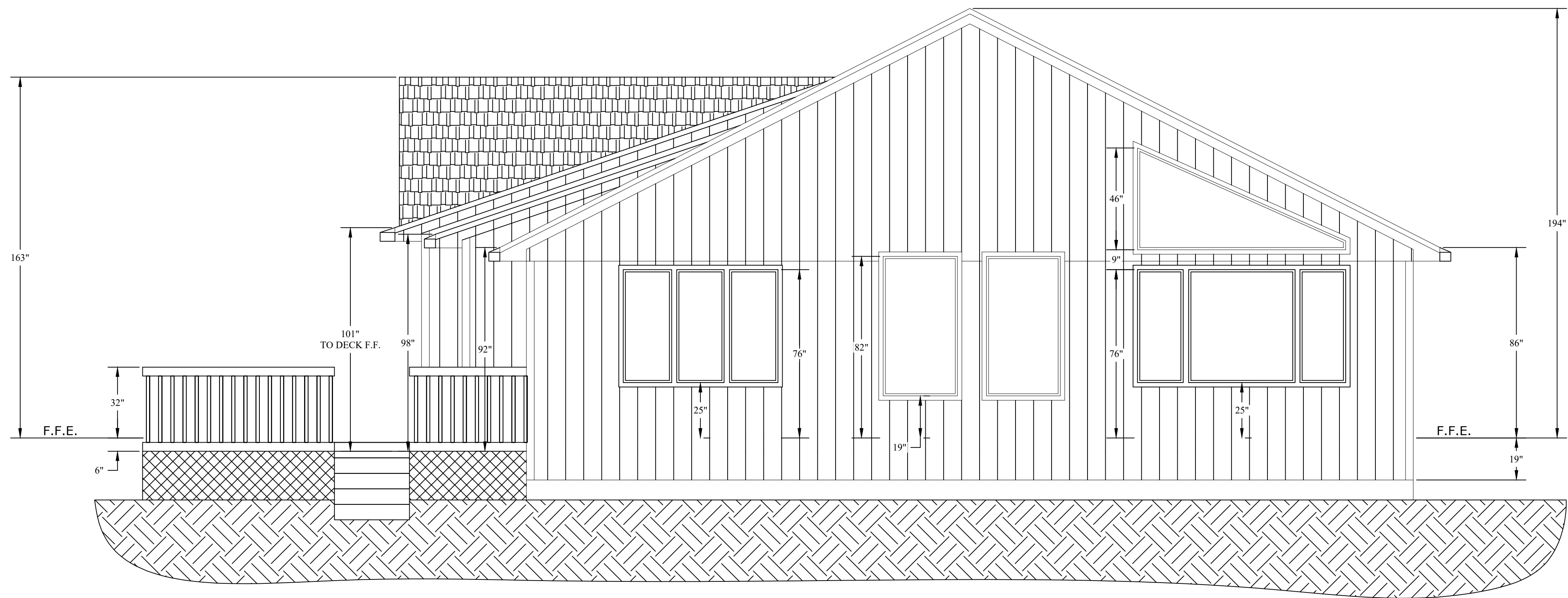
ACTUAL FOOTPRINT NEEDS TO BE VIF



REAR ELEVATION

SIZES AND DIMENSIONS ARE APPROXIMATE, ACTUAL MAY VARY.
NOT INTENDED FOR CONSTRUCTION PURPOSES--VIF ALL DIMENSIONS.

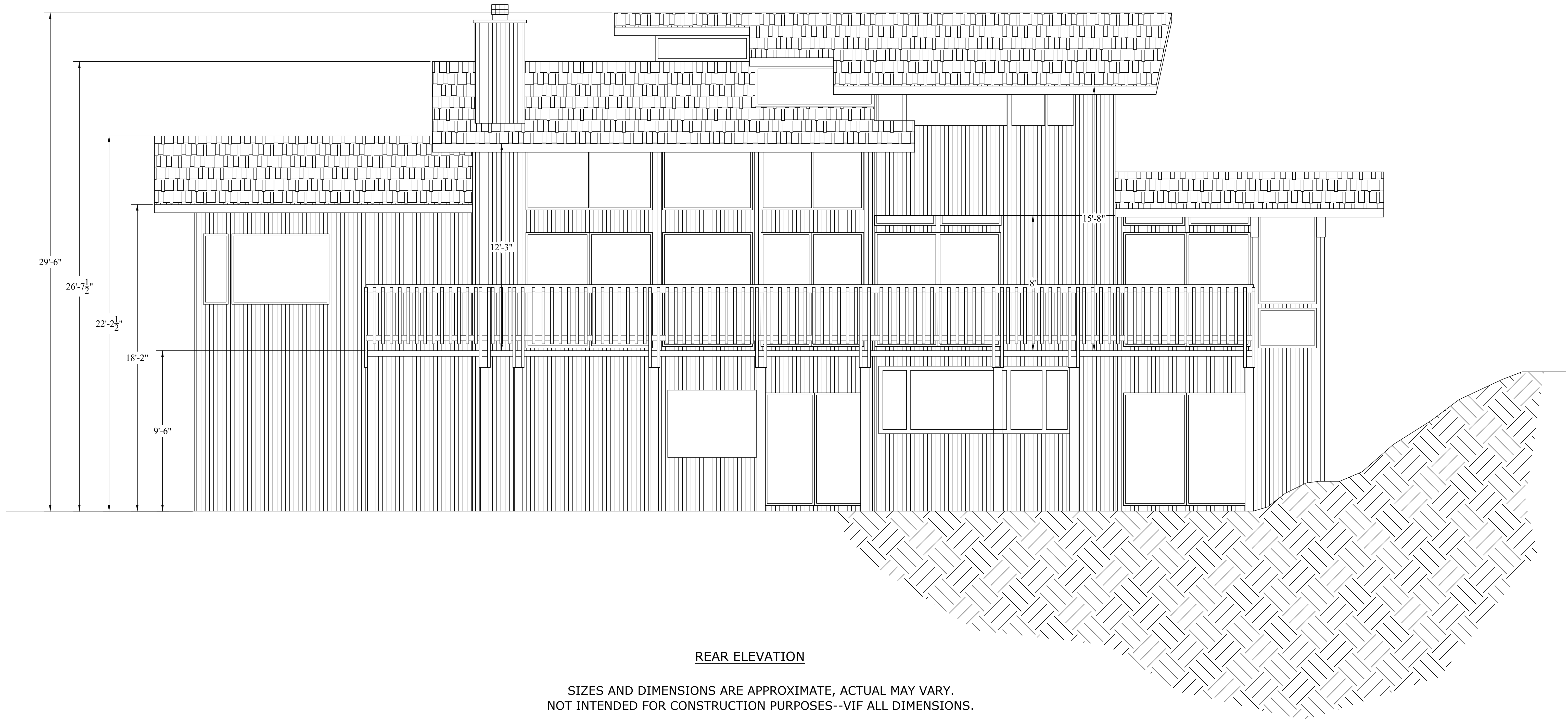
ACTUAL FOOTPRINT NEEDS TO BE VIF



RIGHT ELEVATION

SIZES AND DIMENSIONS ARE APPROXIMATE, ACTUAL MAY VARY.
 NOT INTENDED FOR CONSTRUCTION PURPOSES--VIF ALL DIMENSIONS.

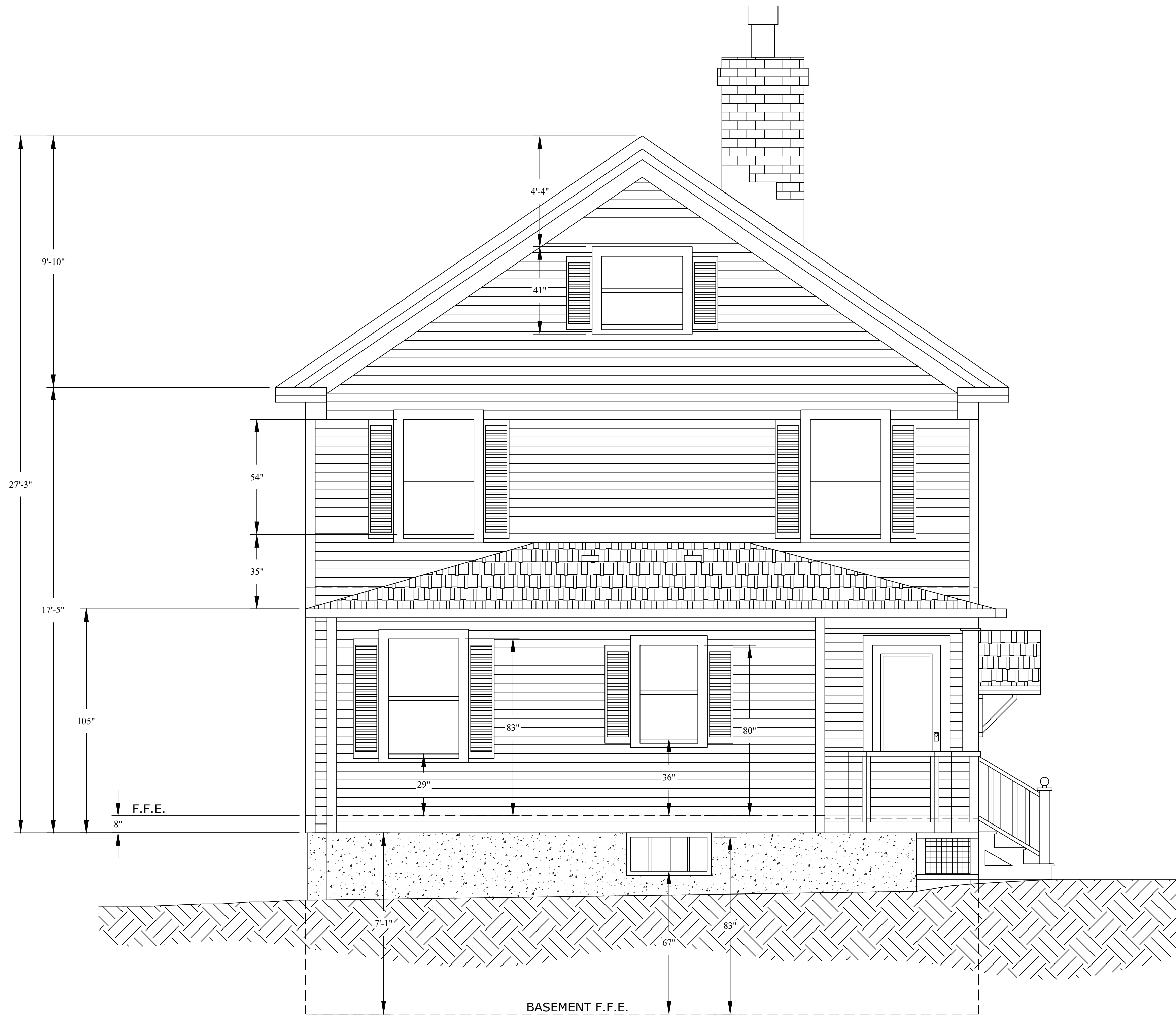
ACTUAL FOOTPRINT NEEDS TO BE VIF



REAR ELEVATION

SIZES AND DIMENSIONS ARE APPROXIMATE, ACTUAL MAY VARY.
 NOT INTENDED FOR CONSTRUCTION PURPOSES--VIF ALL DIMENSIONS.

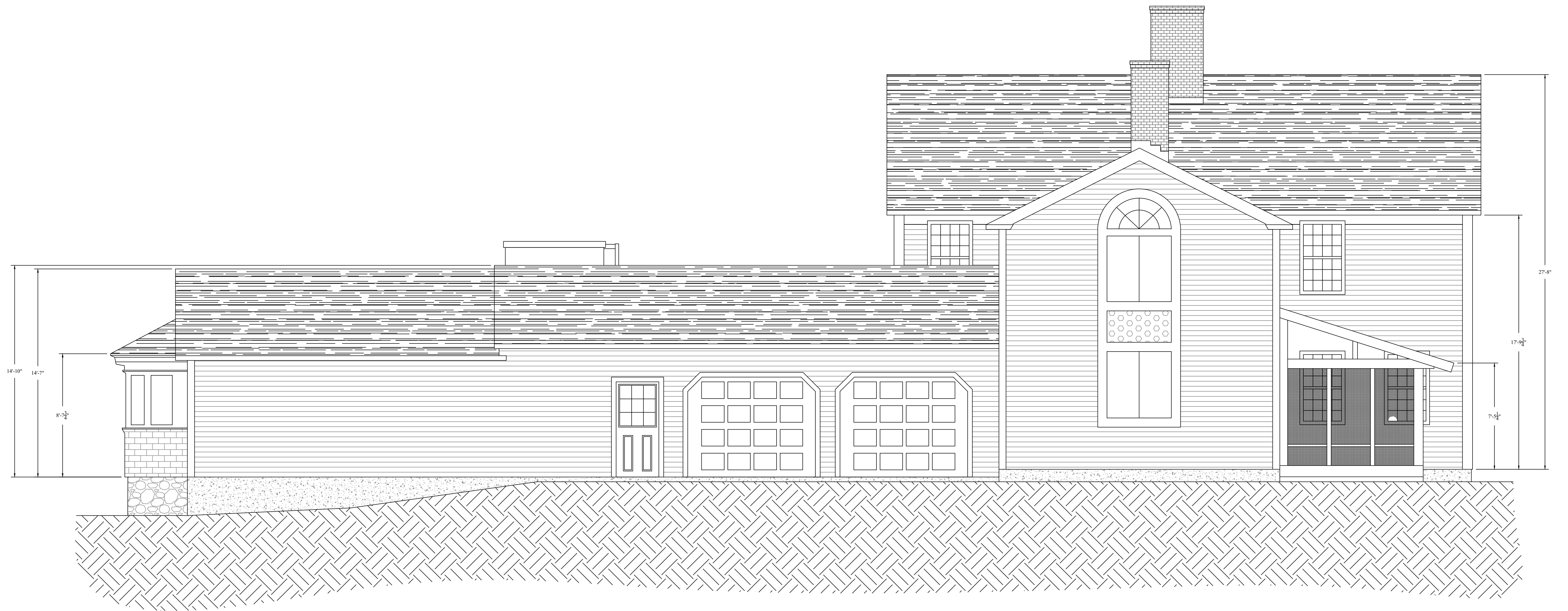
ACTUAL FOOTPRINT NEEDS TO BE VIF



REAR ELEVATION

SIZES AND DIMENSIONS ARE APPROXIMATE, ACTUAL MAY VARY.
 NOT INTENDED FOR CONSTRUCTION PURPOSES--VIF ALL DIMENSIONS.

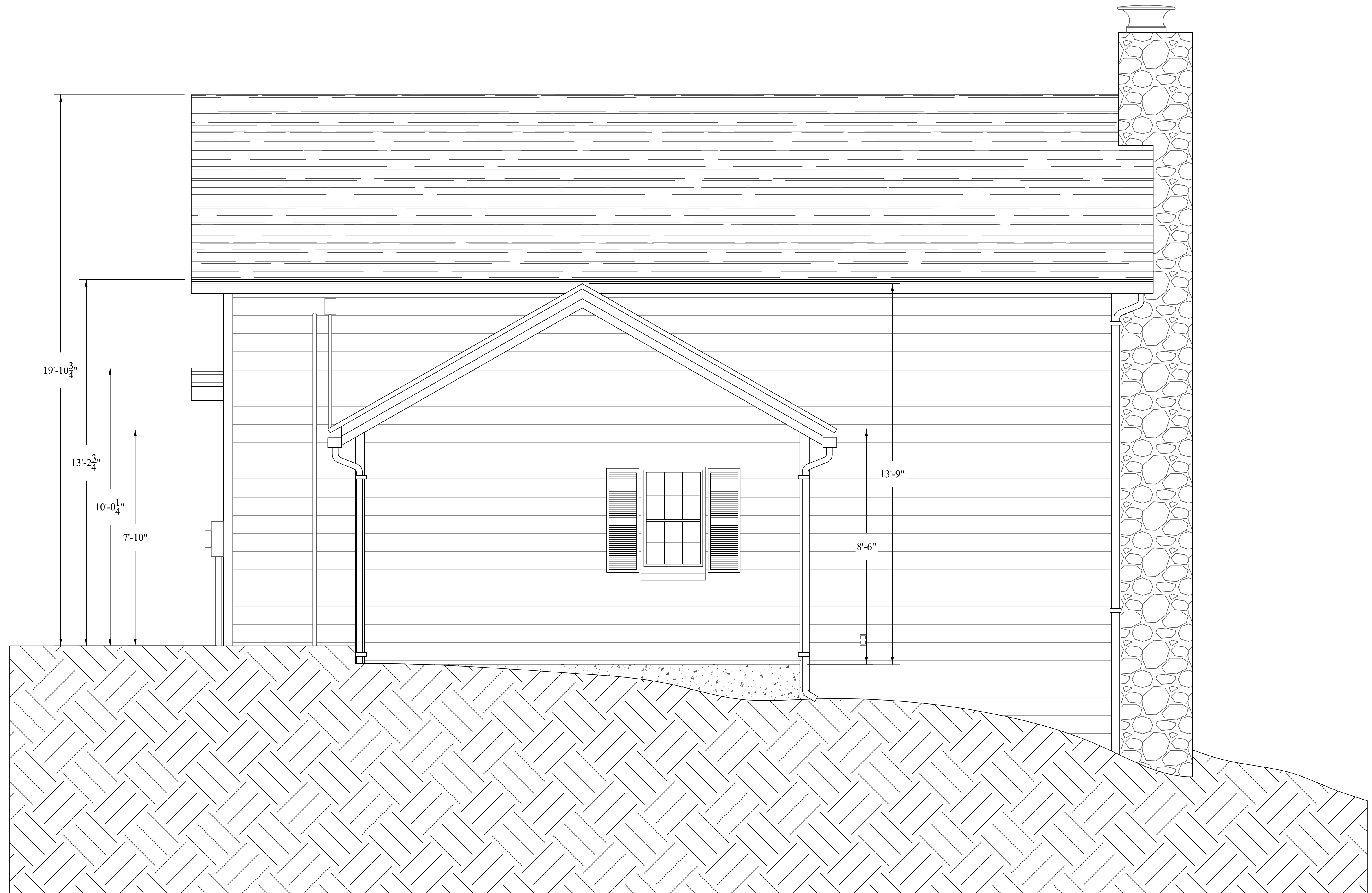
ACTUAL FOOTPRINT NEEDS TO BE VIF



REAR ELEVATION

SIZES AND DIMENSIONS ARE APPROXIMATE, ACTUAL MAY VARY.
NOT INTENDED FOR CONSTRUCTION PURPOSES--VIF ALL DIMENSIONS.

ACTUAL FOOTPRINT NEEDS TO BE VIF



REAR ELEVATION

SIZES AND DIMENSIONS ARE APPROXIMATE, ACTUAL MAY VARY.
NOT INTENDED FOR CONSTRUCTION PURPOSES--VIF ALL DIMENSIONS.


ACTUAL FOOTPRINT NEEDS TO BE VIF



REAR ELEVATION

SIZES AND DIMENSIONS ARE APPROXIMATE, ACTUAL MAY VARY.
 NOT INTENDED FOR CONSTRUCTION PURPOSES--VIF ALL DIMENSIONS.

ACTUAL FOOTPRINT NEEDS TO BE VIF



C ELEVATION C-C
 1/4" = 1'

GROSS INTERNAL AREA
 BASEMENT: 795 sq. ft, FLOOR 1: 1722 sq. ft
 FLOOR 2: 1186 sq. ft, ATTIC: 730 sq. ft
 TOTAL: 4433 sq. ft
 SIZES AND DIMENSIONS ARE APPROXIMATE, ACTUAL MAY VARY.
 NOT INTENDED FOR CONSTRUCTION PURPOSES--VIF ALL DIMENSIONS.

ACTUAL FOOTPRINT NEEDS TO BE VIF



REAR ELEVATION

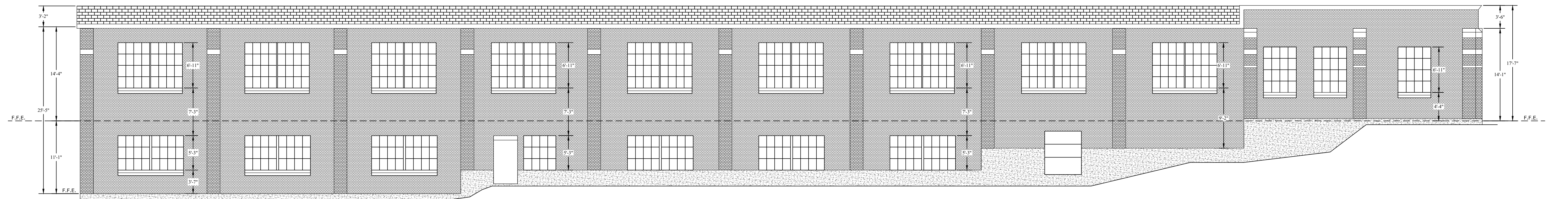
SIZES AND DIMENSIONS ARE APPROXIMATE, ACTUAL MAY VARY.
 NOT INTENDED FOR CONSTRUCTION PURPOSES--VIF ALL DIMENSIONS.
 SINCE WE ONLY SCAN INTERIORS, EXTERIOR WALLS ARE REPRESENTATIVE,
 INCLUDING ANY BASEMENT FOUNDATION WALLS.
 ACTUAL FOOTPRINT NEEDS TO BE VIF



RIGHT ELEVATION

SIZES AND DIMENSIONS ARE APPROXIMATE, ACTUAL MAY VARY.
NOT INTENDED FOR CONSTRUCTION PURPOSES--VIF ALL DIMENSIONS.

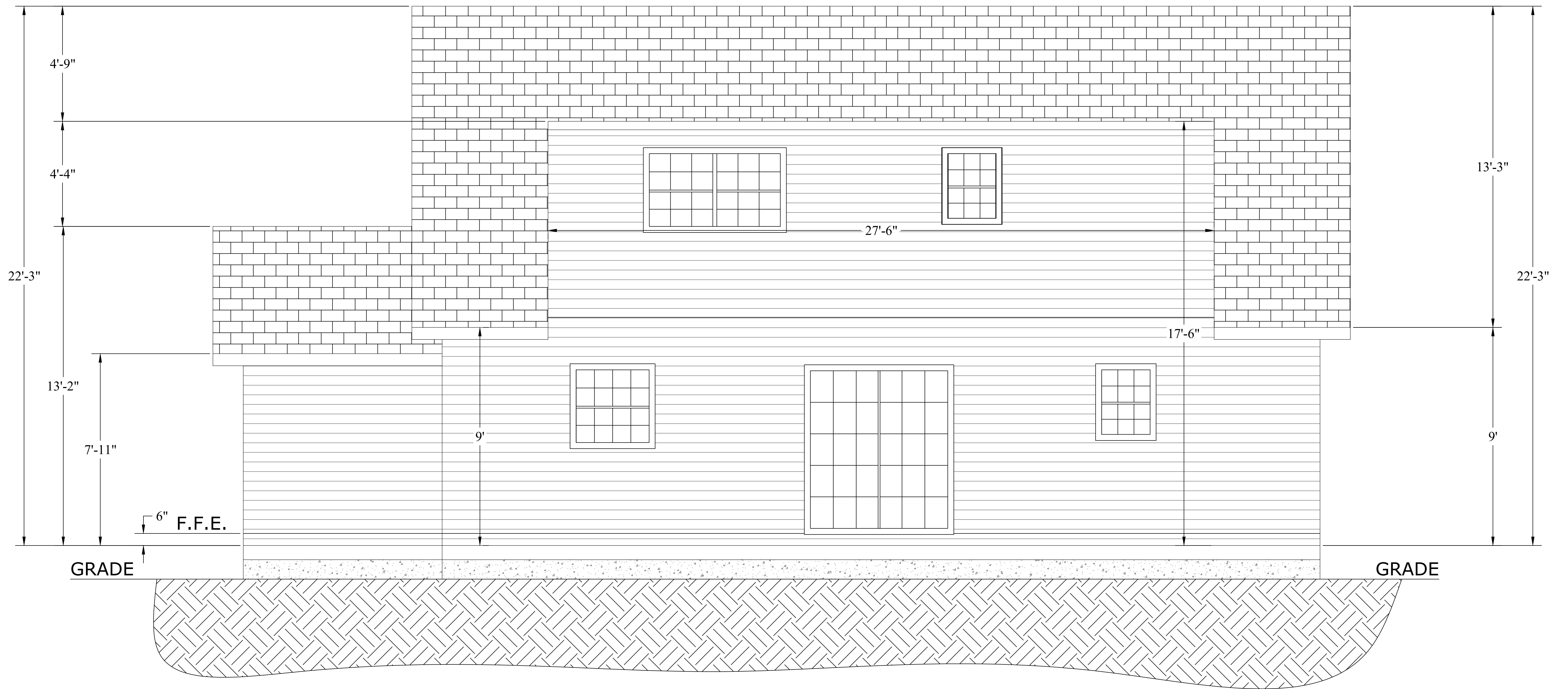
ACTUAL FOOTPRINT NEEDS TO BE VIF



LEFT ELEVATION

SIZES AND DIMENSIONS ARE APPROXIMATE, ACTUAL MAY VARY.
NOT INTENDED FOR CONSTRUCTION PURPOSES--VIF ALL DIMENSIONS.

ACTUAL FOOTPRINT NEEDS TO BE VIF



REAR ELEVATION

SIZES AND DIMENSIONS ARE APPROXIMATE, ACTUAL MAY VARY.
 NOT INTENDED FOR CONSTRUCTION PURPOSES--VIF ALL DIMENSIONS.

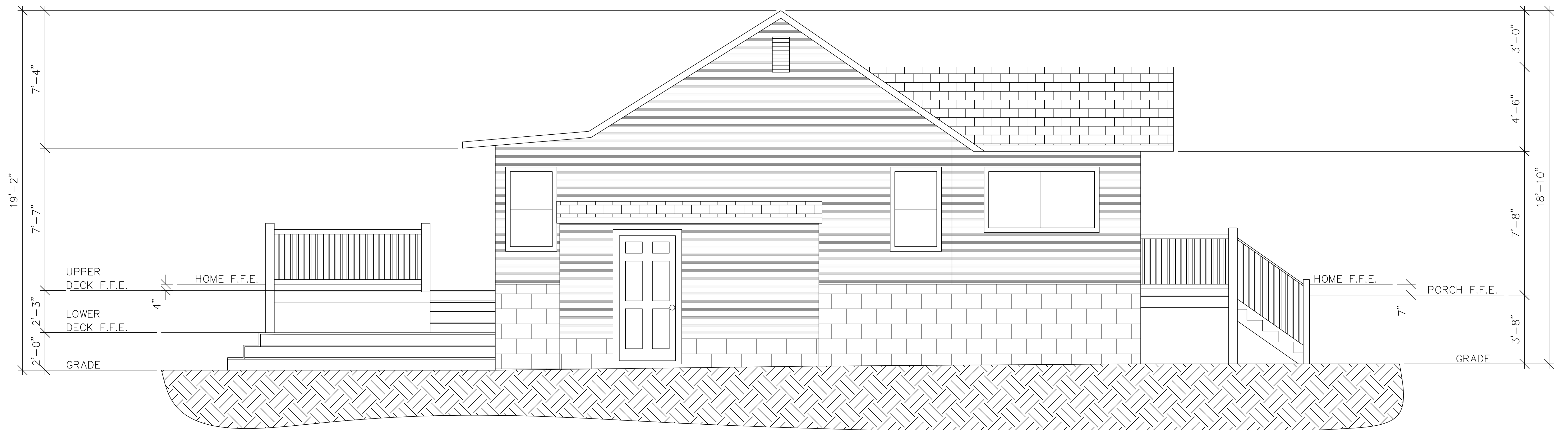
ACTUAL FOOTPRINT NEEDS TO BE VIF



LEFT ELEVATION

SIZES AND DIMENSIONS ARE APPROXIMATE, ACTUAL MAY VARY.
 NOT INTENDED FOR CONSTRUCTION PURPOSES--VIF ALL DIMENSIONS.

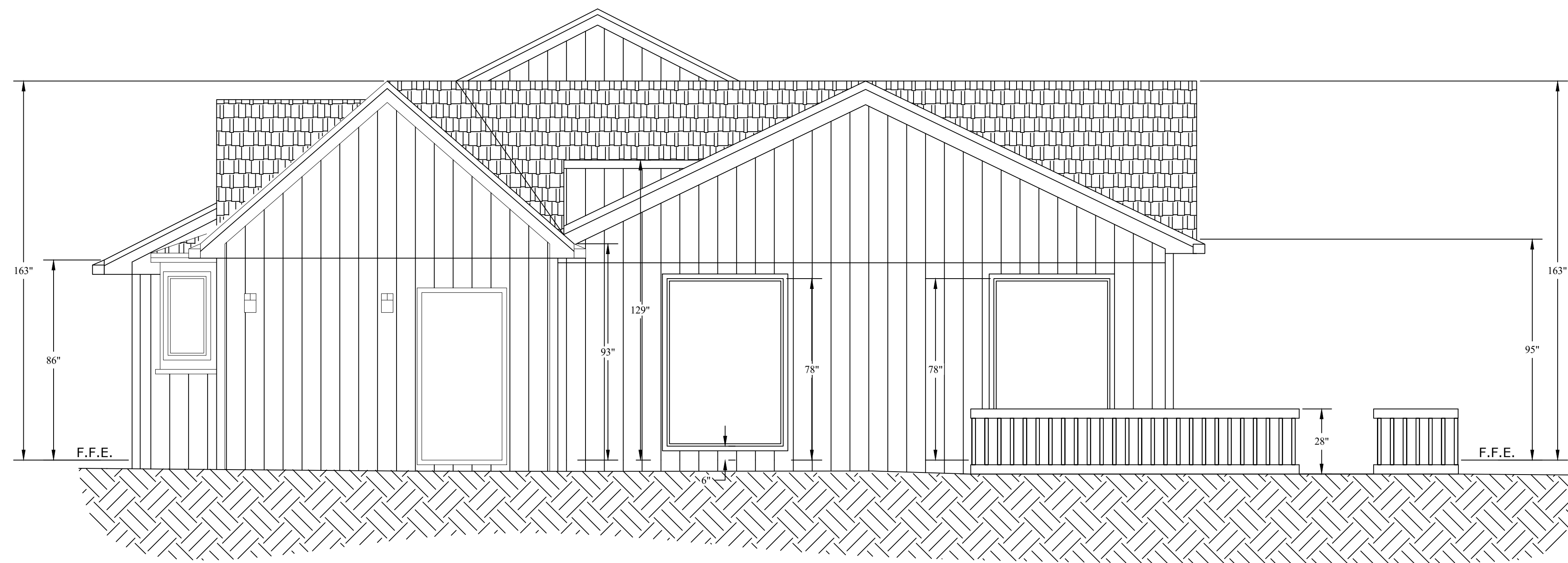
ACTUAL FOOTPRINT NEEDS TO BE VIF



LEFT ELEVATION
 SCALE: 1/4" = 1'

SIZES AND DIMENSIONS ARE APPROXIMATE, ACTUAL MAY VARY.
 NOT INTENDED FOR CONSTRUCTION PURPOSES--VIF ALL DIMENSIONS.

ACTUAL FOOTPRINT NEEDS TO BE VIF



LEFT ELEVATION

SIZES AND DIMENSIONS ARE APPROXIMATE, ACTUAL MAY VARY.
NOT INTENDED FOR CONSTRUCTION PURPOSES--VIF ALL DIMENSIONS.

ACTUAL FOOTPRINT NEEDS TO BE VIF



LEFT ELEVATION

SIZES AND DIMENSIONS ARE APPROXIMATE, ACTUAL MAY VARY.
NOT INTENDED FOR CONSTRUCTION PURPOSES--VIF ALL DIMENSIONS.

ACTUAL FOOTPRINT NEEDS TO BE VIF



LEFT ELEVATION

SIZES AND DIMENSIONS ARE APPROXIMATE, ACTUAL MAY VARY.
NOT INTENDED FOR CONSTRUCTION PURPOSES--VIF ALL DIMENSIONS.

ACTUAL FOOTPRINT NEEDS TO BE VIF



LEFT ELEVATION

SIZES AND DIMENSIONS ARE APPROXIMATE, ACTUAL MAY VARY.
 NOT INTENDED FOR CONSTRUCTION PURPOSES--VIF ALL DIMENSIONS.

ACTUAL FOOTPRINT NEEDS TO BE VIF



D ELEVATION D-D
 1/4" = 1'

GROSS INTERNAL AREA
 BASEMENT: 795 sq. ft, FLOOR 1: 1722 sq. ft
 FLOOR 2: 1186 sq. ft, ATTIC: 730 sq. ft
 TOTAL: 4433 sq. ft
 SIZES AND DIMENSIONS ARE APPROXIMATE, ACTUAL MAY VARY.
 NOT INTENDED FOR CONSTRUCTION PURPOSES--VIF ALL DIMENSIONS.

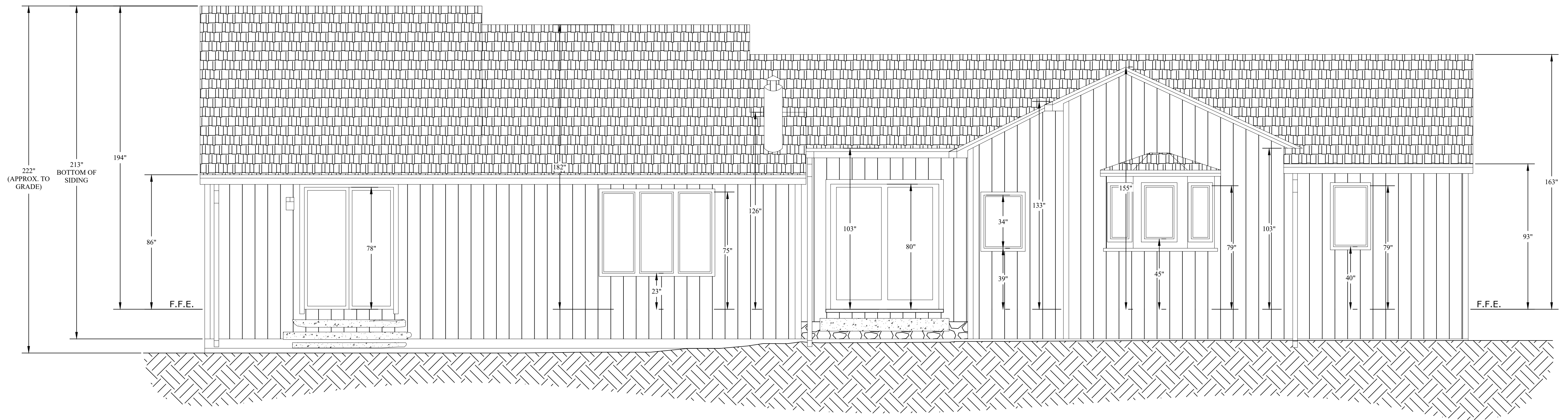
ACTUAL FOOTPRINT NEEDS TO BE VIF



LEFT ELEVATION

SIZES AND DIMENSIONS ARE APPROXIMATE, ACTUAL MAY VARY.
 NOT INTENDED FOR CONSTRUCTION PURPOSES--VIF ALL DIMENSIONS.

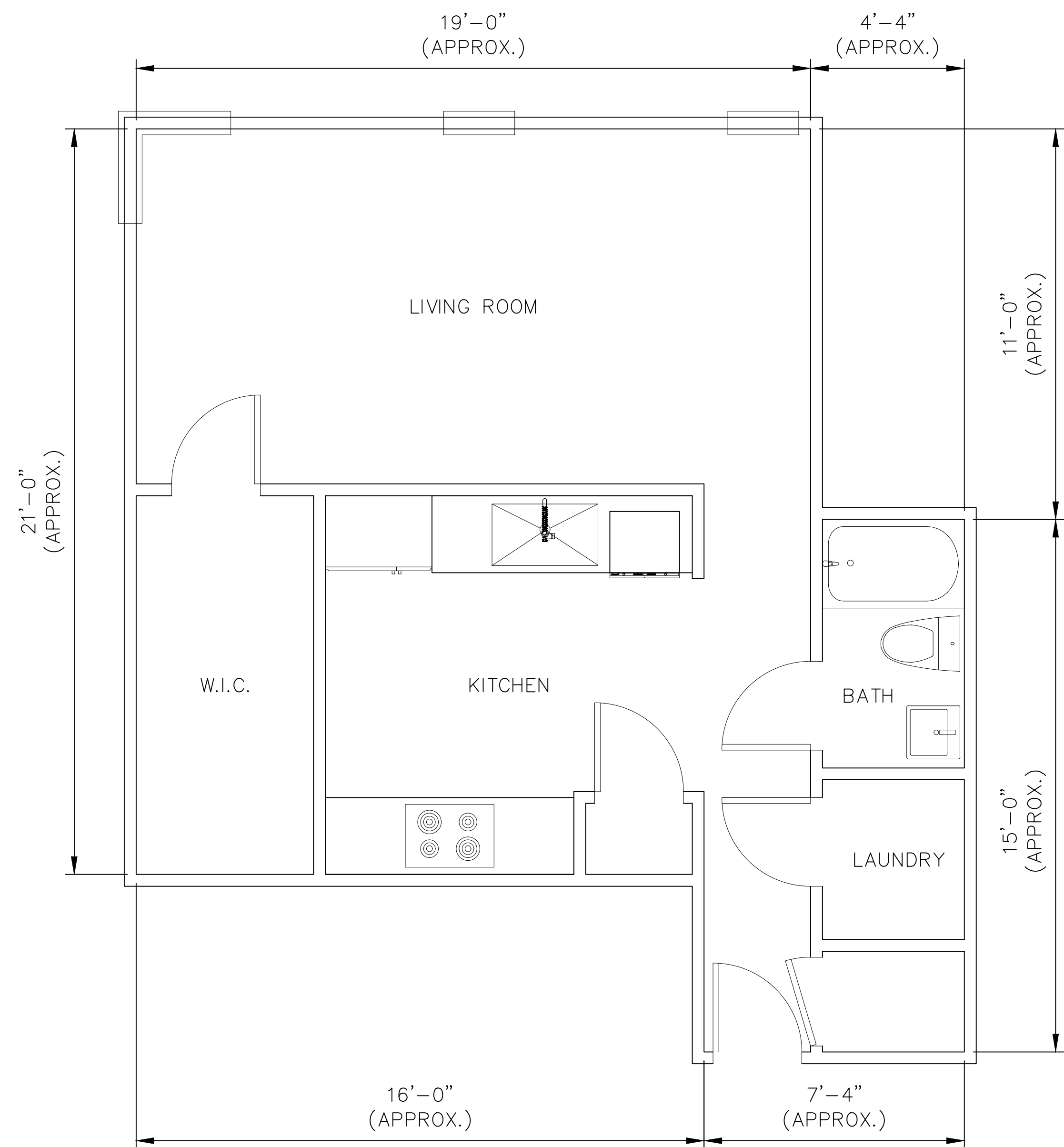
ACTUAL FOOTPRINT NEEDS TO BE VIF



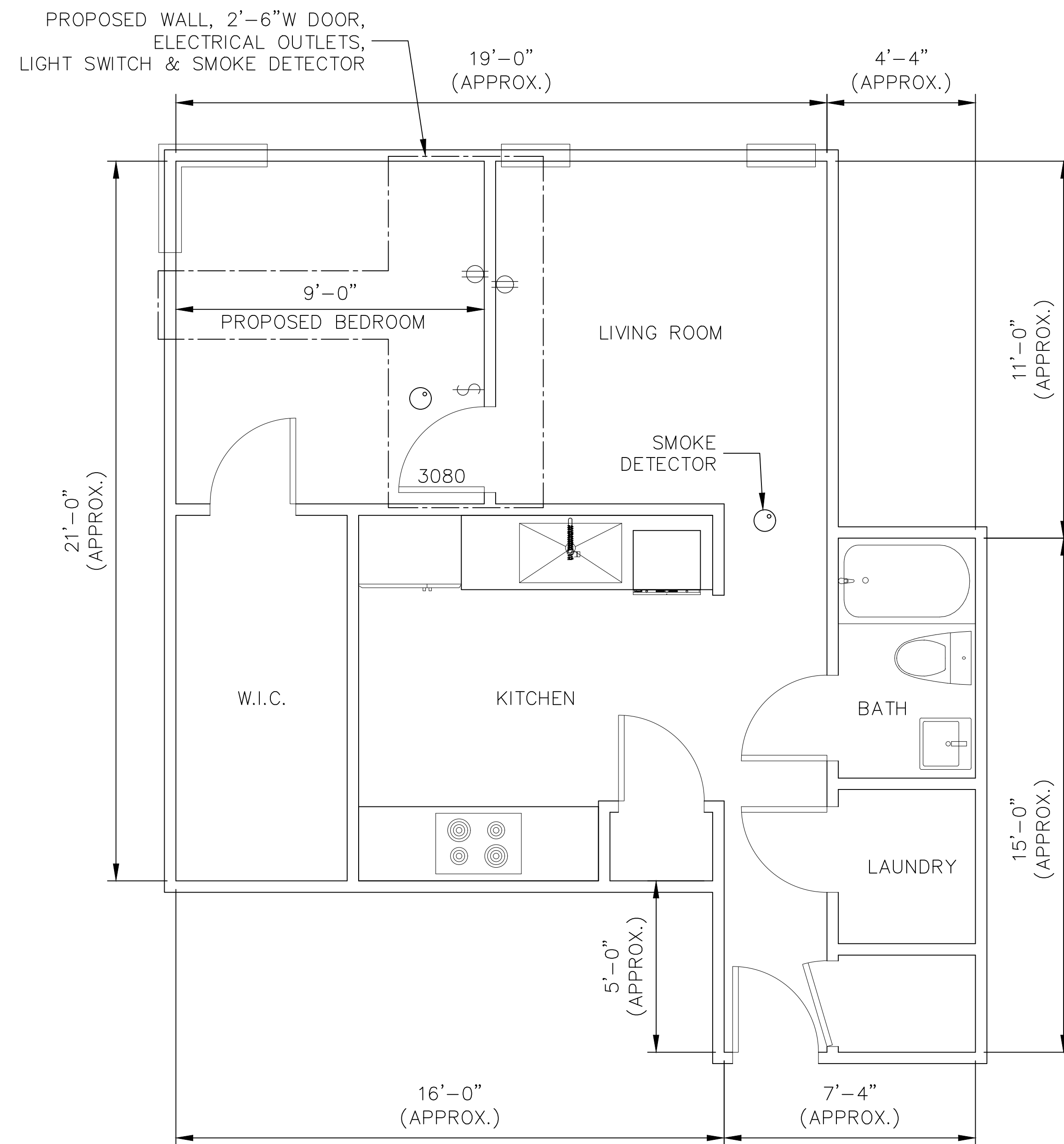
REAR ELEVATION

SIZES AND DIMENSIONS ARE APPROXIMATE, ACTUAL MAY VARY.
 NOT INTENDED FOR CONSTRUCTION PURPOSES--VIF ALL DIMENSIONS.

ACTUAL FOOTPRINT NEEDS TO BE VIF



EXISTING FLOOR PLAN
SCALE: 3/8" = 1'-0"

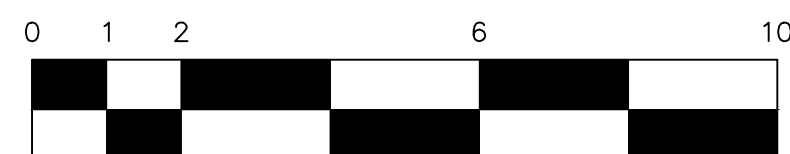


PROPOSED FLOOR PLAN
WALL ADDITION FOR BEDROOM CONVERSION
SCALE: 3/8" = 1'-0"

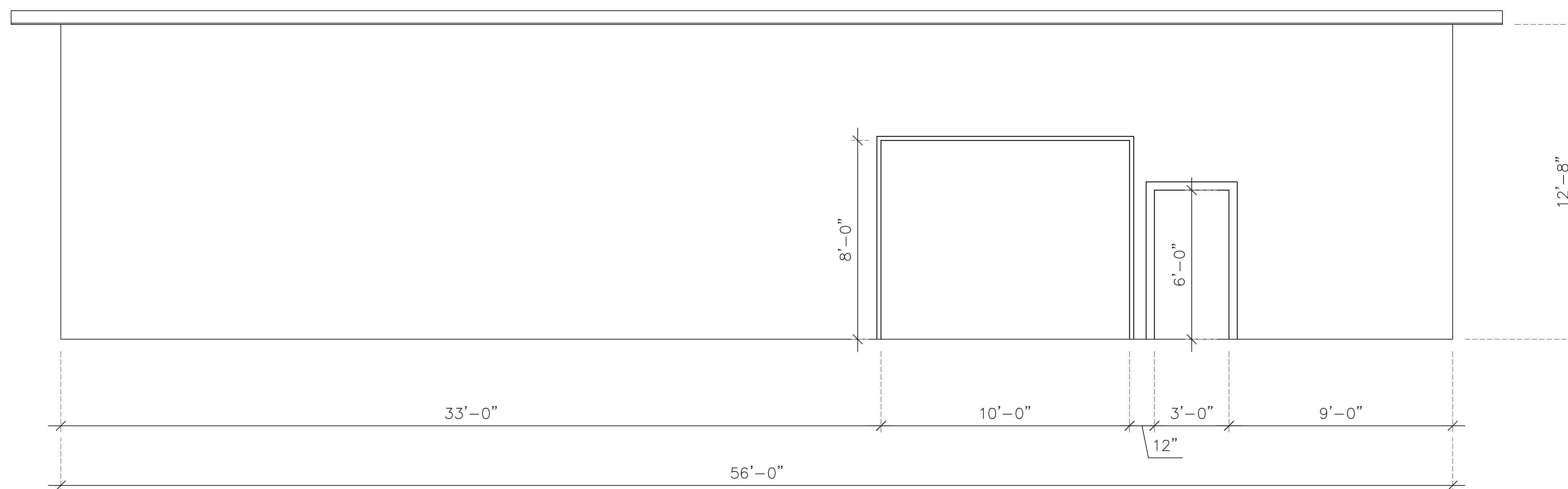
LEGEND

- ⌘ - LIGHT SWITCH
- ⊕ - ELECTRICAL OUTLET
- ⊙ - SMOKE DETECTOR

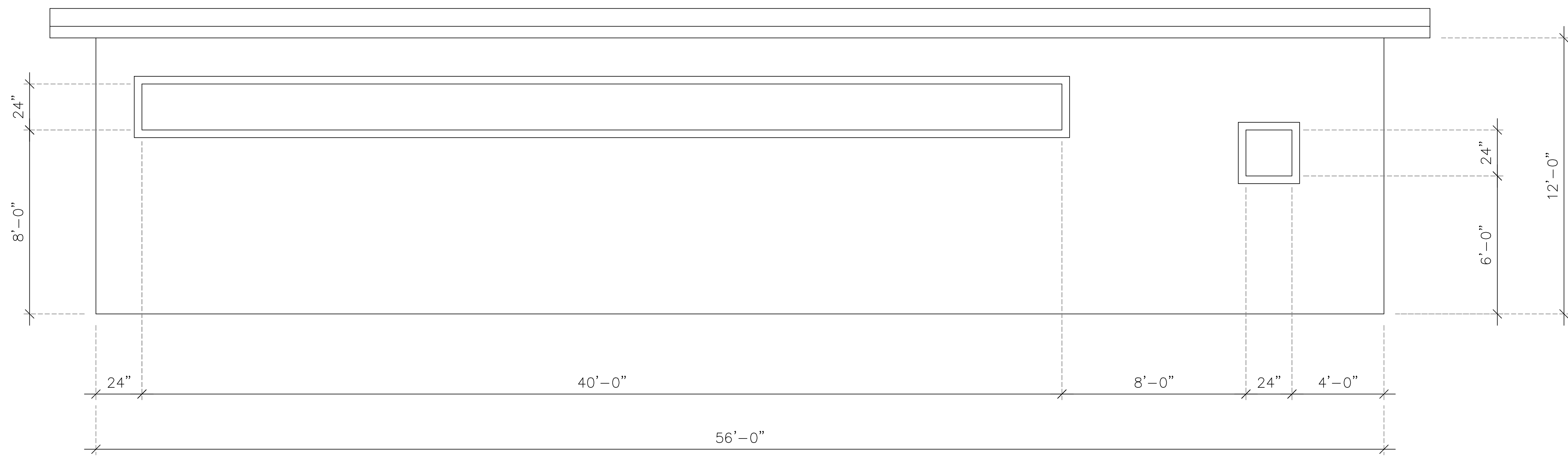
GRAPHIC SCALE (IN FEET)



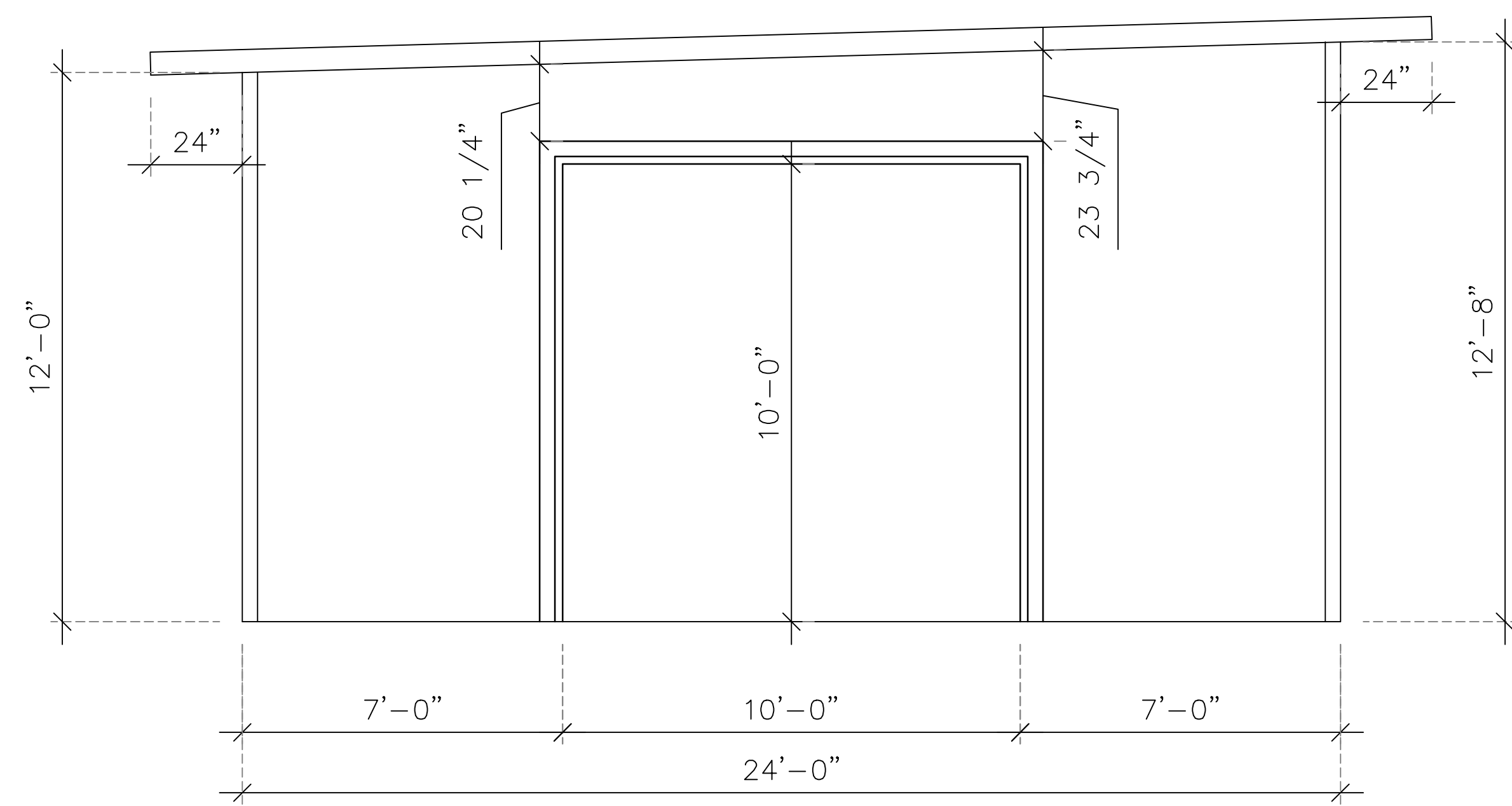
1225 13TH ST NW #305,
WASHINGTON, DC 20005



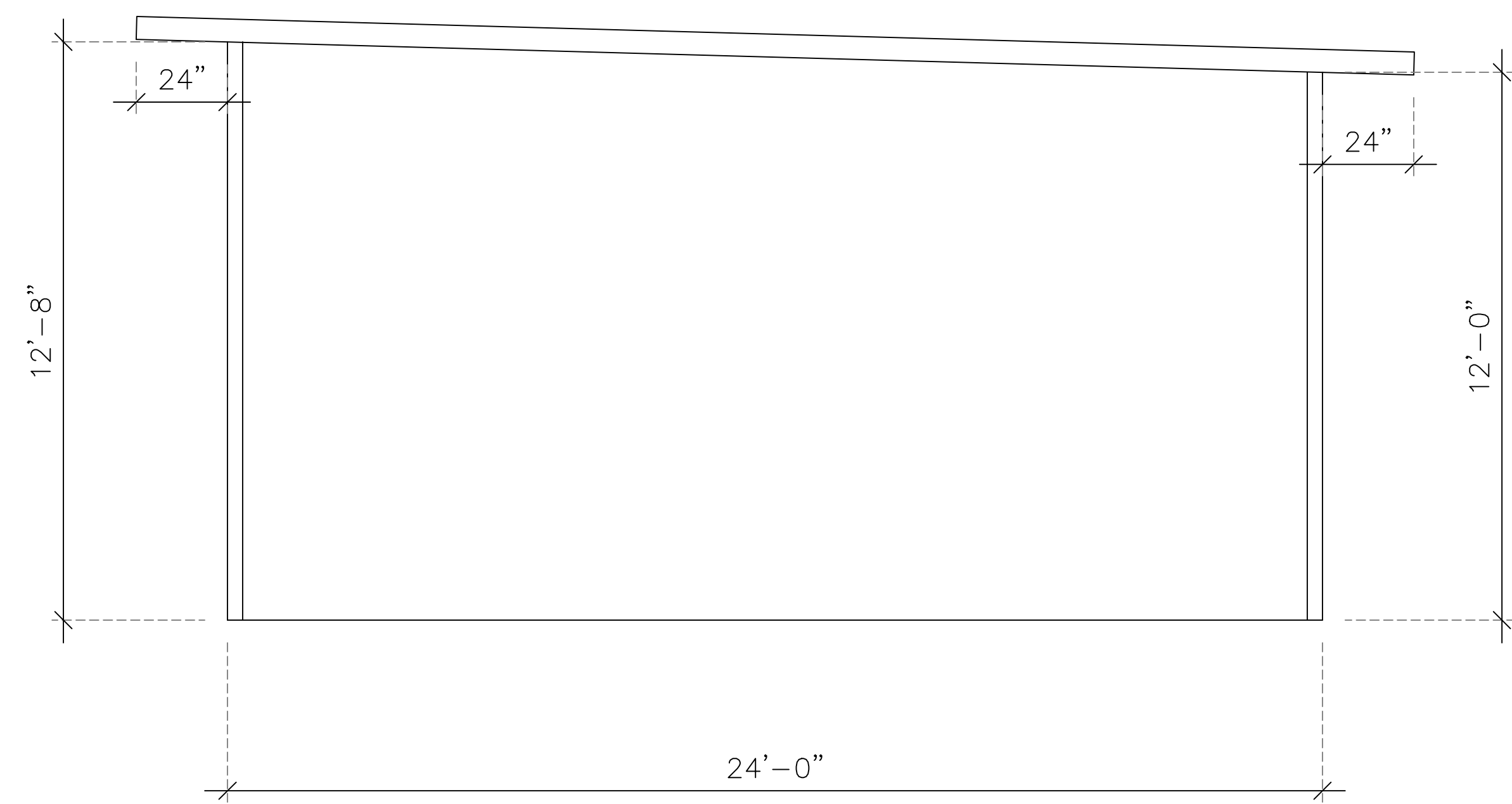
ELEVATION A-A
 SCALE: 3/8" = 1'-0"
 (LOOKING EAST)



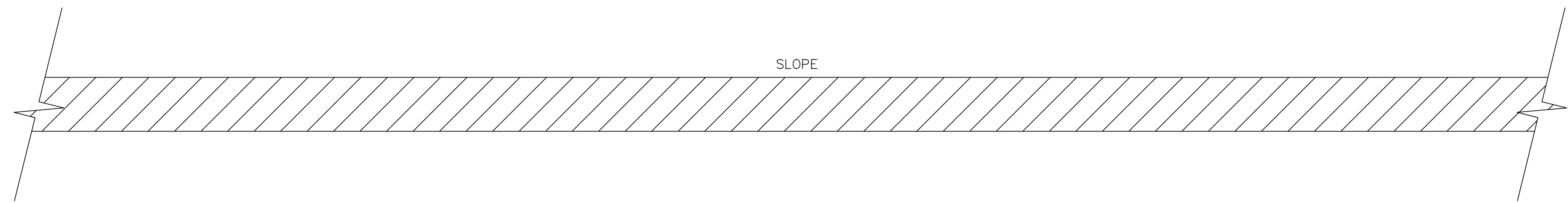
ELEVATION B-B
 SCALE: 3/8" = 1'-0"
 (LOOKING WEST)



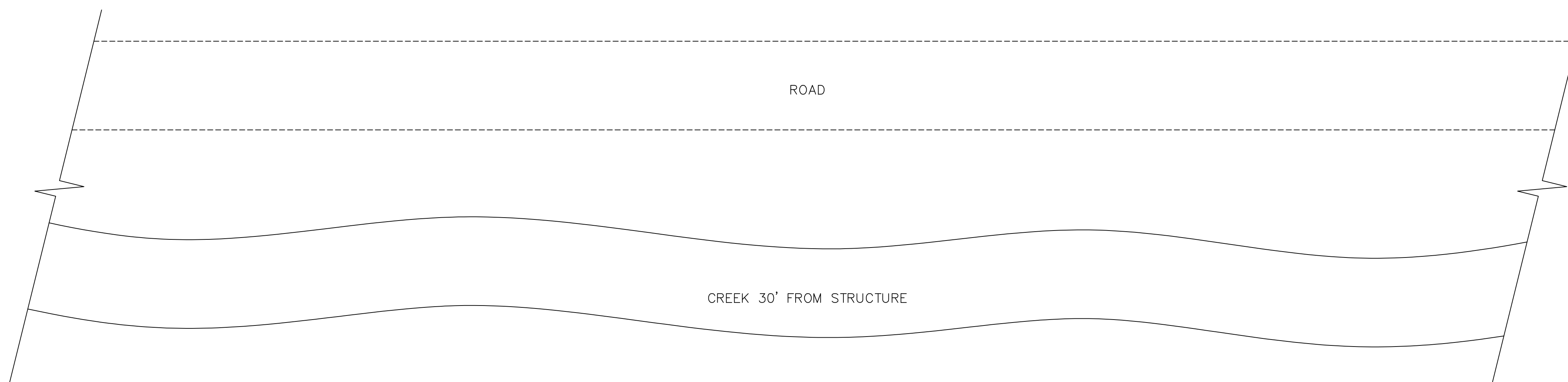
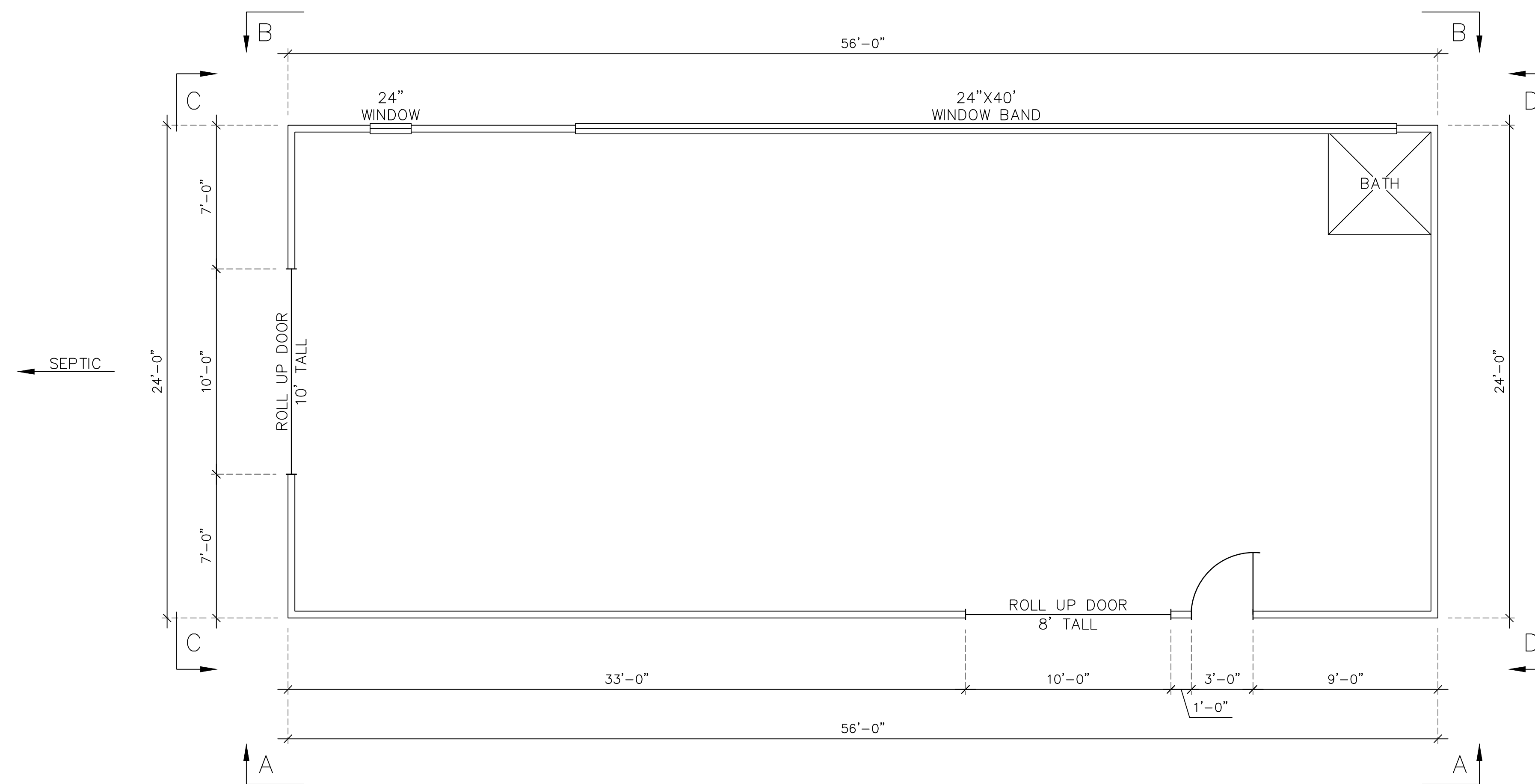
ELEVATION C-C
 SCALE: 3/8" = 1'-0"
 (LOOKING SOUTH)



ELEVATION D-D
 SCALE: 3/8" = 1'-0"
 (LOOKING NORTH)



ROOF SHEDS
BACK TO THE SLOPE



PLAN VIEW
SCALE: 3/8" = 1'-0"

CANYON SHED